



# ISRRT

INTERNATIONAL  
SOCIETY OF  
RADIOGRAPHERS  
& RADIOLOGICAL  
TECHNOLOGISTS

AUG 2022

# NEWS & VIEWS FROM AROUND THE WORLD

## ATHENS BOM MEETING



## NO TOBACCO DAY 2022



## PARI

## TANZANIA



# ADVERTISING INFORMATION

The ISRRT Newsletter would like to invite readers and others to take advantage of the extent of our circulation and advertising service.

The ISRRT Newsletter *News & Views* reaches 72 countries, 4,500 associate members, libraries and schools of radiography, government bodies and professional societies.

**The following are costs for colour advertising as at January 2022.**

|                        | 1 issue | 2 issues | 3 issues |
|------------------------|---------|----------|----------|
| <b>full page</b>       | £300    | £550     | £750     |
| <b>half page</b>       | £225    | £400     | £500     |
| <b>quarter page</b>    | £100    | £150     | £200     |
| <b>one eighth page</b> | £60     | £100     | £150     |

## **SIZES:**

### **FULL PAGE:**

**NO BLEED:** 170mm x 228mm

**BLEED:** 210mm x 273

**HALF PAGE:** 210mm x 140mm

**QUARTER PAGE:** 92mm x 140mm

Please send hi-res print ready file (PDF, JPG) to:

ISRRT Consultant CEO Email: [ceo@isrrt.org](mailto:ceo@isrrt.org)

Production Editor: [deepbluedesign1@me.com](mailto:deepbluedesign1@me.com)



## ISRRT subscription can be made via PayPal

Associate Membership subscription for ISRRT can be made via the ISRRT PayPal account for one and three years subscription via the website as well as accepting donations.

Now is the opportunity to join as an associate member!

website

[www.isrrt.org](http://www.isrrt.org)

We are always looking for new Corporate sponsors and ideas to generate funds for all our activities.

Ideas are invited that would generate valuable funds –

please contact ISRRT Treasurer

Philippe Gerson at

[philgerson@neuf.fr](mailto:philgerson@neuf.fr)



# I CONTENTS

## REPORT

|   |    |
|---|----|
| ECR 2022 Summer - Building bridges .....                                    | 12 |
| International Academic Network (IAN) Steering Committee Establishment ..... | 14 |
| Face-to-Face ISRRT Board meeting .....                                      | 15 |
| PARI Indonesia: 2022 National Meetings, Workshop & Training .....           | 22 |

## ARTICLE

|  |    |
|--|----|
| Vale: Joanne Page .....                                | 19 |
| IAEA mission in a university hospital in Croatia ..... | 20 |
| Tobacco Day 2022 .....                                 | 24 |

## NEWS

|   |    |
|---|----|
| News from member societies:   |    |
| The Americas: America, Canada .....                                   | 31 |
| Europe: Finland, United Kingdom .....                                 | 33 |
| Australasia: New Zealand, Indonesia, India, Malaysia, Sri Lanka ..... | 36 |
| Africa: South Africa, Tanzania .....                                  | 57 |

## REGULARS

|   |    |
|---|----|
| ISRRT Officers of Board of Management .....               | 4  |
| ISRRT Committee Regional Representatives .....            | 4  |
| President report .....                                    | 5  |
| CEO report .....  | 8  |
| Treasurer report .....                                    | 10 |
| Professional Practice report .....                        | 26 |
| WRETF .....   | 30 |
| Contact details for ISRRT editorial and advertising ..... | 2  |



### ISRRT Editorial Committee

Alain Crompt  
Donna Newman  
Sharon Wartenbee  
Dimitris Katsifarakis

### Editor

Rachel Bullard

### Production & Design

Deep Blue Design Studio  
[deepbluedesign1@me.com](mailto:deepbluedesign1@me.com)

[www.isrrt.org](http://www.isrrt.org)

Views expressed in this  
Newsletter are not necessarily  
those of the ISRRT.

# ISRT OFFICERS: BOARD OF MANAGEMENT

## PRESIDENT

Donna Newman  
[donnanewman@gmail.com](mailto:donnanewman@gmail.com)

## VICE PRESIDENTS

### The Americas

Terrence (Terry) Ell  
[terryell@shaw.ca](mailto:terryell@shaw.ca)

### Asia and Australasia

Dr Napapong Pongnapang  
[napapong@hotmail.com](mailto:napapong@hotmail.com)

### Europe and Africa

Håkon Hjemly  
[hakon@radiograf.no](mailto:hakon@radiograf.no)

## REGIONAL DIRECTORS

### Europe

Euthimios (Tim) Agadakos  
[eagadakos@gmail.com](mailto:eagadakos@gmail.com)

## Africa

Boniface Yao  
[kwame\\_boniface@yahoo.fr](mailto:kwame_boniface@yahoo.fr)

## Asia and Australasia

Tan Chek Wee  
[sunrisepl@hotmail.com](mailto:sunrisepl@hotmail.com)

## The Americas

Sharon Wartenbee  
[wartenbee@sio.midco.net](mailto:wartenbee@sio.midco.net)

## TREASURER

Philippe Gerson  
[philgerson@neuf.fr](mailto:philgerson@neuf.fr)

## DIRECTOR OF EDUCATION

Yudthaphon Vichianin  
[yudthaphon@gmail.com](mailto:yudthaphon@gmail.com)

## DIRECTOR OF

## PROFESSIONAL PRACTICE

Stewart Whitley  
[aswhitley@msn.com](mailto:aswhitley@msn.com)

## DIRECTOR OF PUBLIC RELATIONS & COMMUNICATIONS

Alain Crompt  
[acrompt@ac-consultant.ca](mailto:acrompt@ac-consultant.ca)

## CONSULTANT

## CHIEF EXECUTIVE OFFICER

Dimitris Katsifarakis  
[ceo@isrrt.org](mailto:ceo@isrrt.org)

## FINANCE COMMITTEE

Philippe Gerson  
Napapong Pongnapang  
Terry Ell  
Håkon Hjemly  
See Board of Management for Finance  
Committee contact.

# ISRT COMMITTEES REGIONAL REPRESENTATIVES

## EDUCATION COMMITTEE

### Europe

Ozan Tekin  
[tekin765@gmail.com](mailto:tekin765@gmail.com)

### Africa

Hesta Friedrich-Nel  
[hfried@cut.ac.za](mailto:hfried@cut.ac.za)

### Asia and Australasia

Yudthaphon Vichianin  
[yudthaphon@gmail.com](mailto:yudthaphon@gmail.com)

### The Americas

Dr Robin Hesler  
[lscolonel@rogers.com](mailto:lscolonel@rogers.com)

## PROFESSIONAL PRACTICE COMMITTEE

### Europe

Pam Black  
[pamb@sor.org](mailto:pamb@sor.org)

### Africa

Elizabeth Balogun  
[kanmibalo@yahoo.com](mailto:kanmibalo@yahoo.com)

### Asia and Australasia

Naoki Kodama  
[n\\_kodama@jart.or.jp](mailto:n_kodama@jart.or.jp)

### The Americas

Christopher Steelman  
[csteelman@x-rayintl.org](mailto:csteelman@x-rayintl.org)

## PUBLIC RELATIONS & COMMUNICATIONS COMMITTEE

### Europe

Hanna Kalliomäki  
[hanna.kalliomaki@sorf.fi](mailto:hanna.kalliomaki@sorf.fi)

### Africa

Stephen Mkoloma  
[stephenmkoloma@hotmail.com](mailto:stephenmkoloma@hotmail.com)

### Asia and Australasia

Edward Wong  
[wongthe@gmail.com](mailto:wongthe@gmail.com)

### The Americas

Timmerie Cohen  
[tfcohen@vcu.edu](mailto:tfcohen@vcu.edu)

# PRESIDENT'S MESSAGE



**DONNA NEWMAN**  
ISRRT PRESIDENT

## DEAR ISRRT MEMBERS,

The pandemic continues to occupy the world, with some professional organizations beginning to meet in person. As your president, your ISRRT Board of Management (BOM) and I continue to take action to facilitate new ideas and repurpose potential programs to meet the needs of our members around the world. I am so proud of ISRRT BOM's work over the last several months collaborating with member societies and representing its members at regional and international stakeholder meetings worldwide.

I am pleased to report that the ISRRT Board of Management held their first 'Face-to-Face' Board of Management meeting in Athens, Greece, May 4-6, 2022. The BOM meeting was very successful. With the ISRRT programs: ISRRT Facebook Live, ISRRT online learning and ISRRT World Radiography Day special editions the ISRRT is growing strong.

We took the opportunity to look at the ISRRT's Strategic plan again to determine again ways to strengthen Healthcare provision worldwide.

Two essential items worth highlighting from the Board meeting are the review

of the ISRRT Statutes and the next steps for the launch of the ISRRT International Academic Network membership category.

The ISRRT Board of Management set up a Working Party to review the ISRRT Statutes and the ISRRT Operations manual. Donna Thaler Long, ASRT Council member, agreed to Chair the working party. Members of the working group included Edward Chan, Hong Kong, Hesta Friedrich Nel, Council member for South Africa, and Pam Black from the United Kingdom. A special 'thank you' to this working group for their collaboration, dedication and hard work creating a draft for the ISRRT BOM to review in May. The draft document included reformatting and text changes for clarification without changing the intent and reorganizing the document for a more accessible format and flow. The working group added the International Academic Network (IAN) as a membership category, reviewing definitions and deleting any definitions defined elsewhere in the document. They also added a new article for electronic meetings and communication and added a new article for emergency statutes. The ISRRT BOM spent more than half of the day reviewing the draft ISRRT draft statutes and draft

**ISRRT Board of Management 2018-2022, at ISRRT Board meeting held in Athens Greece May 4-6, 2022**

Back row:

Alain Crompt, ISRRT Director of Public Relations and Communications, Philippe Gerson, ISRRT Treasurer, Donna Newman ISRRT President, Dimitris Katsifarakis ISRRT CEO Consultant, Stewart Whitley ISRRT Director of Professional Practice, Yudthaphon Vichianin, ISRRT Director of Education, Tim Agadakos, ISRRT Regional Director of Europe.

Front row:

Sharon Wartenbee, ISRRT Regional Director of The America, Boniface Yao, ISRRT Regional Director of Africa, Hakon Hjemly, ISRRT Vice President Europe/Africa, Napapong Pongnapang, ISRRT Vice President Asia/Australia, Chek Wee Tan, ISRRT Regional Director of Asia/Australia, Terry Ell, ISRRT Vice President The America's.





ISRRT operations manual.

The Board of Management is proud of their work done to formulate the next strategic steps needed to ensure the success of ISRRT International Academic Network. The ISRRT Director of Education will be the liaison person between the IAN Steering committee and the ISRRT BOM. The initial IAN membership fee and the benefits of the IAN membership were determined. Promotional and invitation letters will also be developed promoting the benefits of joining the group during the recruitment phase. Timelines were selected for the next six months to ensure the success of the new membership category. These timelines included the development of an invitation letter to the members of the initial IAN Steering Committee members. The initial meeting of the steering committee was established on July 3, 2022, for the orientation and election of a Chairman, Vice Chairman and Secretary. Ideas for the draft first-year plan include initial IAN activities and IAN collaboration opportunities that align with ISRRT's overall Strategic plan.

The Panhellenic Society of Radiological Technologists (PSRT) hosted dinner with the ISRRT BOM and presented us with a special tribute, a highlight for ISRRT BOM. Greece President Vasiliki Giannouli and Angelina Kolyda, ISRRT Council member from Greece, presented the ISRRT board members with an Honorary membership to the PSRT society for the ISRRT's support and effortless contribution to the radiography/radiology profession during the pandemic.

As some of you have already seen on the ISRRT website, ISRRT announced their World Radiography Day theme, "Radiographers at the Forefront of Patient Safety." The ISRRT has begun preparing for 'World Radiography Day' with the publication of its fourth special edition for 2022 with the critical message that we

once again hope to increase public awareness featuring the radiographer's vital role in Patient Safety as part of the health care team.

This year, we collaborated with ISRRT member experts, ISRRT member societies, and Regional Stakeholders. Thank you to all members of experts and ISRRT members societies who took the time to collaborate and educate others by showcasing the essential role of radiographers at the forefront of Patient Safety. We also thank our ISRRT member societies for developing resources to support these activities. Watch for the release of this special edition later this fall for use during your celebrations.

As your ISRRT President, I have been representing ISRRT globally. Technology has allowed most of the business of our profession to continue. Be reassured that I will take every opportunity to represent you as your president. These included International Stakeholders meetings with the WHO, IAEA, and ICRP, online platform meetings and presentations on behalf of the ISRRT on our educational online platform.

On April 24, 2022, I participated in our 25th episode of ISRRT Facebook live session which featured speakers that had written a chapter from our ISRRT eBook called "Reflection on the COVID-19 Pandemic". For those who haven't had a chance to read it, you may download it from [www.isrrt.org](http://www.isrrt.org) under the education tab.

It is a pleasure to see our member societies succeed at their annual congresses. On May 28, 2022, I participated with several other leaders worldwide at the national Congress of the Associazione Italiana Tecnici di Radiologia Interventistica (AITRI) during the International Session. As your president, I presented "Preparing Future Radiographer/Radiological Technologist leaders for Emerging Challenges, ISRRT Initiative 2022". This platform



| Panhellenic Society of Radiological Technologists President Vasiliki Giannouli and ISRRT President Donna Newman hosted a dinner together during the ISRRT BOM meeting. As ISRRT President I was honored to receive an Honorary Membership to the PSRT society.



| ASRT Annual Governance Meeting, June 2022, ISRRT President Donna Newman, ASRT CEO Dr. Sal Martino, ISRRT Regional Director, Sharon Wartenbee, The America's, Donna Thaler Long ASRT Council Member during Dr. Martino's retirement celebration.





| ISRRT President Donna Newman presenting on behalf of the ISRRT, honoring Dr. Sal Marino's contributions to Global Health during his Retirement Celebration at the ASRT Annual Governance Meeting, June 2022.



| ISRRT Exhibit at ASRT Annual Governance Conference, Florida USA June 2022 where leadership from both organizations had an opportunity to network relating to patient safety, professional practice and technology. Pictured above is ISRRT President Donna Newman, ASRT President Kristie Moore, ASRT President Elect Danny Gonzales ISRRT Regional Director Sharon Wartenbee, with ASRT outgoing Board of Directors for 2022.

allowed me to collaborate and network with our AITRI Leadership, and a special thank you to Diago Catania, ISRRT AITRI Council member, Roberta Gerasia, AITRI President, and other AITRI leadership

I also attend my national American Society of Radiologic Technologists (ASRT) governance meeting this past June 2022. Representatives from all over the United States met. They discussed Professional Practice Issues, Radiation Safety Practices and Patient Safety issues affecting our profession in the United States. I represented the ISRRT and honoured Dr Sal Martino's work internationally at his retirement luncheon. Dr Martino has left a true legacy nationally and globally in our profession. ISRRT was honoured to have the opportunity to participate in and celebrate Dr Martino's contribution to global health. I am proud of our ASRT Leadership and appreciate their dedication to the Radiology Profession in the United States.

I am so proud to have had the opportunity to showcase my home country at the European Congress of Radiology this past July, 2022 at the ISRRT meets the United States and ISRRT-WHO Framework Convention on Tobacco Control (FCTC) campaign was held on May 31, 2022 in which many of our fellow radiographer/radiological technologists participated worldwide. I too participated in this campaign. ISRRT/WHO theme for this year was "Tobacco: Threat to the Radiography Profession," developed to help reduce smoking worldwide. Studies have shown that social media campaigns can change behaviours and lifestyles.

In partnership with the WHO ISRRT has embarked on a four-year campaign to advocate and educate radiography students and radiographer professionals worldwide to contribute to the movement to create a tobacco-free profession for the benefit of

all.

For those of you who haven't registered for the ISRRT World Congress this December 15-17, 2022 in Bangkok, Thailand, take time to visit the Congress site. The ISRRT abstract submission deadline has been extended. The ISRRT BOM is looking forward to a face-to-face World Congress this December. ■

**Donna Newman**  
**ISRRT President**



| ISRRT President Donna Newman participating in ISRRT-WHO Framework Convention on Tobacco Control (FCTC) campaign was held on May 31, 2022, with many of our fellow radiographer/radiological technologists worldwide. ISRRT/WHO theme Tobacco: Threat to the Radiography Profession.

# CHIEF EXECUTIVE'S MESSAGE



**DIMITRIS KATSIFARAKIS**  
ISRRT CONSULTANT CEO

**DEAR READERS OF THE** *of News & Views,*

The past three months of the year was one of the most fruitful ones in the ISRRT history.

I personally had the honor and the pleasure to host in my city, Athens, the ISRRT board for a very productive Meeting.

It was a period of more than two years since the Paris meeting In January 2019 when the Board last met in person.

Although the online meetings can offer a chance to collaborate and being productive, nothing can replace a face-to-face meeting.

As human beings we need to see others, to shake hands, to interact with the body language, to grimace, to express their feelings loudly to others when in the same room, and not been separated by screens and wireless internet connection, which quite a few times is technically poor.

Board meeting in Athens had many tasks to accomplish and had a heavy agenda to fulfill in two and a half days.

In other pages you will read the president's report and you will have the chance to receive a description of the board activities during the board business in Athens.

In the subject of the function of the new funding model, which as you all understand is essential for the functioning of the ISRRT, I have to say that I am pleased with the acceptance and support received by our society members.

You, the societies who have already fulfilled your financial dues to the ISRRT make the functioning model a workable one giving the necessary tools to the board to fulfil the day-to day function of the ISRRT according to the council decisions.

I am taking this opportunity to remind to those - admittedly few - societies who haven't yet paid their annual fees to contact me as soon as possible to help them to overcome some technical difficulties they might face in money transfer.

We are also a few months only away from our big event, the World Congress in Bangkok.



**ISRRT Consultant CEO Dimitris Katsifarakis and ISRRT President preparing for ISRRT BOM meeting held in Athens Greece May 4-6, 2022.**



We all trust and hope that the pandemic barriers which kept us away from a meeting in person will be completely removed and during next December we will have the pleasure to meet old friends and colleagues, and to welcome the new ones to the ISRRT family.

I am sure that each one of you have already visited the website Bangkok congress page, and have received all the relevant information on the scientific and social event.

As a person having lived my radiography professional background, I had the honor to be invited by the IAEA to be an auditor for a QUADRILL mission in a university hospital in Croatia.

In this issue of *News & Views* newsletter you can read about my experience on that Autor's mission.

Also, I had the honor to be invited by the UAE society, and our council member Mrs Samar El Fara to travel to Dubai in May as a member of the Jury committee for the RAD show.

The event-RAD show which has been organised by Mrs Samar El Fara was a brilliant idea and a very successful one, giving the opportunity to vendors to interact with the end-users of their products, the radiographers.

I believe that this kind of interaction between vendors and end users - radiographers - is a win-win situation. I personally want to express my support on those and/or similar professional activities.

As I am writing this report I am ready to pack my suitcase to visit the ECR 2022 and to represent the ISRRT at this important Scientific and professional European congress.

In the next issue I will write on my experience and activities on it.

Till then.

Those in the northern hemisphere, have a nice peaceful summer.

Those in the southern hemisphere, have a nice winter season and peaceful time. ■

**Dimitris Katsifarakis**  
**ISRRT Consultant CEO**



NEW NORMAL IN MEDICAL IMAGING AND RADIATION THERAPY

# TREASURER'S MESSAGE



**PHILIPPE GERSON**  
TREASURER

**The ISRRRT Board** was finally able to meet face-to-face in Athens May 4-7, 2022. We had not been able to meet for more than three years since we last met in Paris in January 2019, and it was with great joy.

We had of course met online during this long period to continue to keep our association alive.

Since the creation of the ISRRRT in 1962, this was the first time that such a situation had arisen and we can congratulate the president, the board, and the CEO for the way in which we have managed the COVID period which I hope, is nearing its end.

Our meeting in Athens has allowed us to move forward on many issues much faster than online, even if during these three years we have been very active.

From a financial point of view, our biggest challenge was the implementation of the new "funding model" validated online by the council meeting during our World Congress in Dublin in 2021.

We can be very satisfied with the result because the contributions of our member societies has been beyond our objectives.

In terms of our income, we were able to conclude a few contracts associated with

our webinars, some of which continue. Our returns on investments have also been more prolific than expected given the global economic situation. We can be a little more worried for 2022.

For the expenses, our president, our CEO and myself have followed our dashboard in order to have a balanced 2021 budget and 2022 forecast budget. It is true that for a global association, the cost of an annual face-to-face board meeting is part of our obligations but is a significant sum, especially because of transportation.

The city of Athens was chosen because our CEO and one of our members (Euthimios Agadakos) lives there. This beautiful historic city is in Europe and it has minimized the cost of transportation since four members of the board are from this continent.

I would like to take this opportunity to thank Dimitris and Euthimios for their welcome during this stay in this beautiful country.

Two workshops will take place this year in Africa, in Kigali (Rwanda) in September and in Cotonou (Benin) in November. We have the support of the IAEA (International Atomic Energy Agency) thanks to our Africa Regional Director Boniface Yao who has been working for several years towards this collaboration.

I will attend these two workshops and it will be a great pleasure for me to find all our African colleagues and to continue the work of Marion Frank with whom I participated in the first workshop in Arusha in 1994.

I will also attend the ARM congress (Annual Radiology Meeting) in Dubai in October.

I thank the Emirates Association RASE (Radiology Association of the Emirates) for their invitation.

We will come together at our world congress in Bangkok in December where I hope to be able to greet you all and meet the big ISRRRT family face-to-face. ■

**Philippe Gerson**  
ISRRRT Treasurer



**ISRRRT Finance Committee:** Hakon Hjemly, ISRRRT Vice President Europe/Africa, Napapong Pongnapang, ISRRRT Vice President Asia/Australia, Donna Newman ISRRRT President, Philippe Gerson, ISRRRT Treasurer, Terry Ell, ISRRRT Vice President The America's, Dimitris Katsifarakis ISRRRT Consultant CEO.





**OFFERING HOME STUDY COURSES  
SINCE 1985  
IN  
ECHOCARDIOGRAPHY  
VASCULAR TECHNOLOGY  
DIAGNOSTIC MEDICAL ULTRASOUND**

**STUDENTS FROM MANY COUNTRIES HAVE  
GRADUATED FROM OUR HOME STUDY COURSES**

***THE COURSES PROVIDE ALL THE THEORY NEEDED TO  
PERFORM ULTRASOUND IN THE FOLLOWING AREAS:***

**PELVIS  
BREAST  
ABDOMEN  
OBSTETRICS  
GYNECOLOGY  
NEUROSONOLOGY  
MUSCULOSKELETAL  
ECHOCARDIOGRAPHY  
VASCULAR TECHNOLOGY**

**\*MOST COURSES ARE WORTH  
30 CME/CEU/CPD CREDITS\***

**[www.burwin.com](http://www.burwin.com)**

**Phone: 902-634-3238**

**Fax: 902-634-3818**

**Email: [burwin@burwin.com](mailto:burwin@burwin.com)**



**@BurwinInstitute**



# ECR 2022 SUMMER - BUILDING BRIDGES

REPORT FROM HAKON HJEMLY, ISRRT VP EUROPE AFRICA,  
TIM AGADAKOS ISRRT RD EUROPE AND  
ISRRT CONSULTANT CEO DIMITRIS KATSIFARAKIS

**The European Congress of Radiology (ECR)** has traditionally been held in the beginning of March. Because of the Covid-19 pandemic it is now three years since the last normal ECR took place and the ESR board of directors decided to move the congress to July in order to increase the chances of avoiding new waves of virus and to be able to hold a physical meeting again. This will also be done for the ECR in 2023, 2024 and 2025 according to ESR leadership.

Moving to July is something most people don't like though. Especially in the northern part of Europe as it affects holiday plans and the number of attendees was a lot less than the last physical ECR. Many of the sessions were done with a hybrid solution, some with present or online presenters and some pre-recorded. This did not always work out so well, especially when some presenters did not show up or there were technical problems.

Another downside for many was the difficulties in getting to Vienna. Several European airports struggled with lack of staff and many flights were delayed or cancelled. Many also lost their luggage in transit airports and had to shop for new clothes on arrival.

The upside was that one could meet many colleagues in person again, listen to a variety of high-quality presentations and socialise in the evenings at Vienna's many excellent restaurants and pubs. The traditional radiographers evening attracted many people, and it was nice to have the dinner outside in the warm weather.

The ISRRT was formally represented by Håkon Hjemly (Vice President Europe Africa), Euthimios Agadakos (Director of Europe) and Dimitris Katsifarakis (ISRRT Consultant CEO). We took care of the ISRRT booth and organised the ISRRT Meets the United States session on the opening day. The session was moderated by Håkon and Euthimios and a pre-recorded video by ISRRT President Donna Newman welcomed everybody. USA Colleagues representing the



ASRT gave an informative presentation of the recently established radiography museum at the ASRT premises, Albuquerque, and invited those who may be at the area to take their chance to visit it.

There were informal meetings of the ISRRT officers and the ISRRT Consultant CEO with Society Member-representatives visiting the ECR 2022. We had mutual updates on current matters from both sides.

An important meeting took place with the representative of the Dense Breast Society founder member Mrs Cheryl Cruwys and we have agreed the organizations are to develop a communication and explore ways of mutual collaboration. ■

Above:

■ ECR ISRRT Officers with the Greek society council member and the AITRI Society delegates to the ECR 2022.

Below left:

■ ECR ISRRT Officers and ISRRT Consultant CEO with Mr Mohamed Abdualghani PAMRT Council member to ISRRT during ECR 2022.

Below middle

■ ECR Tim Agadakos, Cheryl Cruwys and SRRT Consultant CEO Dimitris Katsifarakis at ECR 2022.

Below right:

■ ASRT representatives Dr Melissa Pergola, Kristie Gallaway and Steve Hardy as well as ISRRT moderators Hakon Hjemly and Tim Agadakos.



It is my pleasure to announce the

# 2022 ISRRT Chesney Research Fund

**Call for Grant Application 2022 in the theme of:**

**“Safety Culture in Action: Enhancing access to safe and appropriate imaging devices in practice”**

The aim of the **ISRRT Research Fund** is to promote research that helps encourage evidence-based practice and improve the standards of delivery and practice in medical imaging and/or radiotherapy. Starting in 2016, to commemorate the Chesney sisters who left in their will a legacy to ISRRT, the fund name was changed from the ISRRT Research Award to the **ISRRT Chesney Research Fund**.

You are invited to propose a research project/proposal. The project may include improved or newly developed methodology or modification to standard protocols and procedures which may result in a sustainable or improved quality service in the respective discipline of medical imaging and radiation therapy. Applications with other themes are also welcome but priority will be given to applications following the proposed theme for 2022.

The grant is £1,500 (1 year project) £3,000 (2 year project).

Full details of the Research Fund Guidelines and application form can be found at [www.isrrt.org](http://www.isrrt.org)

Additional information can be requested from the ISRRT's CEO at [ceo@isrrt.org](mailto:ceo@isrrt.org)

The closing date for submission of grant application is August 31, 2022.

Funding decision will be announced by late September 2022.

**Yudthaphon Vichianin. Ph.D.**  
**ISRRT's Director of Education**



# INTERNATIONAL ACADEMIC NETWORK (IAN) STEERING COMMITTEE ESTABLISHMENT

REPORT BY YUDTHAPHON VICHIANIN, ISRRT DIRECTOR OF EDUCATION

**It is my pleasure** to inform the ISRRT members that the ISRRT has established a new membership category title “IAN: International Academic Network” to address the relationship between the ISRRT and academic institutions around the world.

Objectives of the IAN were to address education and research activities including:

- To facilitate the ISRRT’s international research and publication of results.
- To facilitate the ISRRT’s surveys related to radiation safety, patient safety, radiation protection, and professional practice.
- To contribute to the development of educational materials that promote patient-centered care, patient safety, and radiation protection.
- To support the next generation of imaging and therapy professionals.
- To provide a communication platform for students in radiography/therapy and educators to mentor, network, and develop scientific publications and projects.
- To facilitate the development of continuing professional development for ISRRT to help elevate health care globally in particular low- and middle-income countries.

All IAN steering committee was recruited from around the world and

the first IAN meeting was held on Sunday July 3, 2022. The structure of the IAN committee members resulting from the first meeting is presented as followings:

**Chairperson:** Prof. Safora Johansen

**Vice-Chairperson:** Prof. Robert Walker

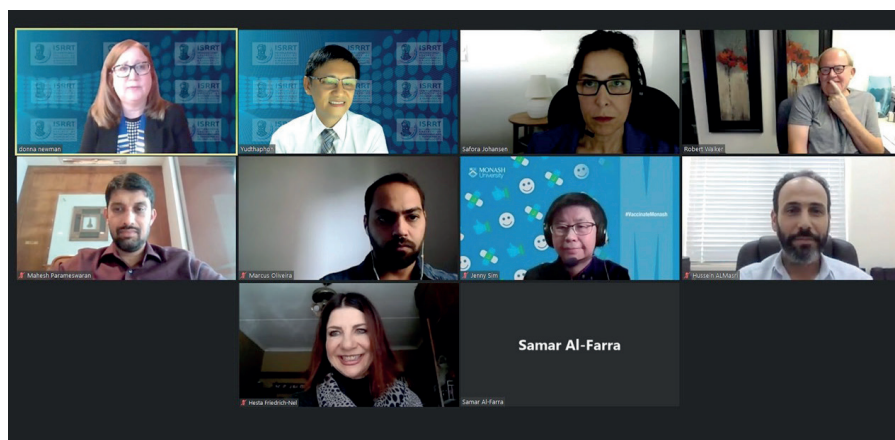
**Committee members:**

Prof. Emeritus Peter Hogg  
 Prof. Marcus Oliveira  
 Prof. Hussein ALMasri  
 Prof. Samar El-Farra  
 Prof. Friedrich-Nel Hesta  
 Prof. Naoki Kodama  
 Prof. Jenny Sim  
 Mr Mahesh.P.S  
 Prof. Mark Okeji

The IAN steering committee is now established and has started to work for research and education activities with academic institutes and universities around the world. A section of the IAN is under development for the ISRRT website and will be published soon once all information is ready. ■

**Yudthaphon Vichianin**

**ISRRT Director of Education of the ISRRT**



■ The first IAN steering committee meeting on July 3, 2022.



# ISRRT HOLDS FACE-TO-FACE BOARD MEETING

ATHENS, GREECE


MAY 4-6, 2022

REPORT BY DONNA NEWMAN, ISRRT PRESIDENT

**ISRRT Board of Management 2018-2022**  
at ISRRT Board meeting held in  
Athens, Greece May 4-6, 2022

Back row:  
Stewart Whitley ISRRT Director of  
Professional Practice, Alain Crompt,  
ISRRT Director of Public Relations  
and Communications, Philippe Gerson,  
ISRRT Treasurer, Tim Agadakos, ISRRT  
Regional Director of Europe, Terry Ell,  
ISRRT Vice President The America's,  
Yudthaphon Vichianin, ISRRT Director of  
Education, Dimitris Katsifarakis ISRRT  
Consultant CEO.

Front Row:  
Boniface Yao, ISRRT Regional Director  
of Africa, Hakon Hjemly, ISRRT Vice  
President Europe/Africa, Chek Wee Tan,  
ISRRT Regional Director of Asia/Australia,  
Donna Newman ISRRT President,  
Napapong Pongnapang,  
ISRRT Vice President Asia/Australia,  
Sharon Wartenbee, ISRRT Regional  
Director of The America's.



**ISRRT Board of Management** was finally able to host an in-person board meeting this past May 4-6, 2022, in Athens, Greece. Like most national and international organizations, ISRRT has had to move online only because of the COVID-19 Pandemic. We had tried twice since January 2022 to hold an in-person Board meeting but had to push back the date because COVID-19 numbers which were rising worldwide, and travel again had been restricted.

With so much business waiting to be taken care of, the ISRRT BOM continued pushing until a date worked. The meeting was a considerable success in moving the ISRRT Strategic agenda forward. The ISRRT BOM Board agenda was made of essential items to discuss, and it was determined we would have to be very efficient to finish the agenda items within the three-day meeting.

Although this was our first in-person meeting, the ISRRT membership should note that the ISRRT Board of Management have been meeting remotely; March, April, June, August 2020 and December 2021, to ensure that the organization's business continued to move forward.

The ISRRT finance committee meeting was held May 4 to review the ISRRT in-person workshops proposals for the 2022 budget.

The finance committee approved the package of workshops presented which included workshop information in their submissions.

The finance report was brought to the ISRRT BOM and was unanimously approved.

ISRRT workshops for 2022 will include: Cotonou Benin, which the Togo Society will co-host, the Rwanda workshop scheduled for the fall of 2022, and the Algeria Workshop which will also take place this fall. This will be the first time in ISRRT's history that an Arabic Society will be organizing an ISRRT workshop. The ISRRT hopes this will lead the way for more workshops to be held in this world region.

The finance committee also reviewed the new fee structure for the new approved funding model and brought this report to the whole ISRRT BOM. The ISRRT BOM discussion centred on the belief that membership fees are coming in strong and that the new funding model is well on its way to success. I highlighted the fact that large societies had all paid their membership fees on time and this supported the introduction of the new funding model. At the time of the ISRRT BOM meeting, 42 societies had paid out of 86,



| Panhellenic Society of Radiological Technologists President Vasiliki Giannouli and Angelina Kolyda, presented the ISRRT Board of Management with an Honorary membership to the PSRT society for the ISRRT's support and effortless contribution to the radiography/radiology profession during the pandemic.

which was in line with other years of payments.

The 2022 budget was officially approved by the ISRRT BOM including the proposed ISRRT workshops which were presented by the finance committee.

I reported that the ISRRT working group reviewed the ISRRT Statutes and the ISRRT Operations Manual. Donna Thaler Long, ASRT Council member, agreed to Chair the committee with Edward Chan, Hong Kong, Hesta Friedrich Nel, Council member for South Africa, and Pam Black from the United Kingdom serving as the members of the committee.

The working party had a huge task this Spring getting the ISRRT Statutes ready for the ISRRT BOM to review at the May Board meeting. The working party did a great job with their review

creating draft Statutes with a more straightforward format and flow. Significant changes highlighted:

- Formatting
- Current numbering system
- Titling as articles in roman numbers
- The numbering of the outline formatting
- The addition of a table of contents

The ISRRT BOM spent more than half a day reviewing the draft ISRRT draft Statutes and draft ISRRT Operations Manual developed by the ISRRT working group. Development of text changes included clarification without a change to intent, reorganization of articles where appropriate and editorial changes to clean up the language, capitalization, spelling, grammar, and punctuation to comply with the ISRRT Style guide.

The working party also included the addition of the International Academic Network (IAN) as a membership category, definitions were deleted if it was defined elsewhere in the document, adding a new article to facilitate electronic meetings and communication to enable ISRRT business to continue during an emergency situation which prevents travel.

Also reviewed at the board meeting were the currently held memoranda of understanding (MOUs) which included EFRS, ESR, and ISR. The board felt strongly about keeping the current MOUs, with some additional updates added considered by both organizations. The ISRRT was approached by the International Association of Forensic Radiographers (IAFR) for consideration of a possible MOU. The ISRRT BOM reviewed their draft and agreed to the proposal with additional amendments to the current draft which will be send it back to IAFR for consideration. We hope to have this finalized later this fall.



| ISRRT Board of Management during face-to-face ISRRT BOM meeting.





Stewart Whitley, ISRRT Director of Professional Practice, author of recently published 'Clark's Procedures in Diagnostic Imaging' presenting a copy to Donna Newman, ISRRT President, at the ISRRT Board of Management Meeting. So proud of Stewart's work and contribution to our profession.

The World Radiography and Education Trust Fund brought a proposal to host a session for Students during the World Congress, both in person and online. The BOM approved the proposal, deciding to have all students attending either online or in-person having registered for the World Congress.

Updates on the World Congress pre-congress workshops are well on their way with workshops planned both in Radiation Protection and Education. The International Academic Network Steering committee will be featured and will run the Education workshop at this year's World Congress.

The WHO /ISRRT 2019-2021 collaborative plan was reviewed with ISRRT meeting its commitments. It was great to see great successes completed, including the 'musculoskeletal and burnout syndrome' paper. Another success was the ISRRT survey done

on Human: Workforce 2030. These results were analysed and incorporated into a report representing the workforce shortage of radiographers and radiological technologists.

The WHO/ISRRT 2022-2024 three-year collaborative plan was also discussed. The BOM was asked to consider developing projects that could be completed by the end of this year that could contribute to the 2022-2024 WHO/ISRRT collaborative plan. The WHO/ISRRT collaborative plan allows the ISRRT to maintain its official Non State Actor status with the WHO thus enabling ISRRT to represent the radiographers/radiological technologists' voice at the highest level.

The Board of Management spent the afternoon brainstorming and discussing the next strategic steps needed to ensure the success of the ISRRT International Academic Network. Brainstorming on the Benefits of IAN Membership was discussed, and a final list was approved; these benefits will contribute to the promotion of IAN, invitation letters, and recruitment. The ISRRT BOM approved a motion to have the ISRRT Director of Education serve as the liaison person between the IAN Steering committee and the ISRRT BOM. A special Initial membership fee for founding membership of 200 GP paid yearly was also approved.

The Benefits of IAN Membership include:

- Access to International Radiography Contacts/Resources for surveys and activities
- Increased visibility to individual's University
- Contribution to International Radiography research and Community
- Presenting research
- Access to Workshops and activities available to only IAN membership
- Opportunity to participate in ISRRT World Congress IAN Main session
- Opportunity for IAN members to serve on the ISRRT Research Scholarship Award committee to choose Chesney Research Award Scholarship and other research awards



ISRRT Board Meeting.

- Privilege to publish in ISRRT News and Views and ISRRT Website
- Supervision of research for IAN members
- Access to Global Educators Network.

It was agreed that the next steps to make this a success was to:

1. Develop a letter inviting initial IAN Steering committee Members Steering - Timeline by May 20, 2022. Send letter to potential Initial IAN Steering committee educators from each Region - timeline May 21 - Asking for response by July 15, 2022.
2. Set-up initial meeting with Steering committee- Middle of July to end of July 2022
3. Explain the objectives and aims of the IAN Network
  - a. Explain the role of the Steering committee role in promoting and recruiting Universities to join the ISRRT IAN membership category
  - b. Develop first-year draft IAN plan- to be sent to ISRRT BOM for approval
  - c. Initial IAN draft activities
  - d. Initial IAN collaboration opportunities in line with ISRRT's overall strategic goals
4. Begin Work on initial activities and recruitment – August/ September 2022
5. Follow up on IAN as part of ISRRT World Congress (Pre-Congress IAN Workshop and Research) Timeline July 2022,

The initial meeting of the steering committee took place on July 3, 2022, for the orientation and election of a Chairman, Vice Chairman, and secretary. Ideas for the draft first-year plan include initial IAN draft activities and IAN collaboration opportunities that align with ISRRT's overall Strategic plan. The IAN Steering Committee agreed to meet and develop a plan which included the final list of ISRRT BOM directives for possible areas for IAN activities:

- Collaboration and research
- Mentorship System for Educators and researchers
- Academy collaboration including Faculty and Students
- Development of content and access to ISRRT E-learning.

Finally, the Board of Management members presented their portfolios and highlighted their work on elevating healthcare globally.

Watch for new projects and initiatives coming from the ISRRT as we plan to have a very active last four months until the ISRRT World Congress in Thailand, December 2022, where an election for Board members will take place. ■

**Donna Newman**  
ISRRT President



## Joanne Page

### ISRRT Council member for Australia passes away

On June 6, 2022 ISRRT lost an important member of its global family. Joanne Page ISRRT Council member for Australia passed away after a long illness. As ISRRT President, Donna Newman said, "One of ISRRT's key strengths is the diversity of its experts from all over the world, Joanne's contribution to elevating global health will always be remembered". Joanne's contributions included representing Australia's voice during ISRRT council meetings, review of ISRRT consensus documents and serving as a writer for ISRRT special projects.



Joanne contributed many years of service to ISRRT and has made a huge impact to our patients, not only in Australia but worldwide. One highlight was Joanne's contribution to the ISRRT Special Edition, "Elevating Patient Care with Artificial Intelligence, Radiographers are essential in elevating patient with artificial intelligence". Joanne wrote the chapter on radiation therapy titled, "Artificial Intelligence (AI) in radiation oncology, from perspective of a radiation therapy manager."

Jo was a committed radiation therapist for over 40 years, always with a strong focus on patient care, staff wellbeing and the development of the profession. She held leadership roles in radiation therapy in both public and private health sectors and was always a strong advocate of cross disciplinary professional collaboration.

She was Director of Radiation Therapy at the Chris O'Brien Lifehouse in Sydney. Jo helped set the standard for the profession over many years and in 2012 was awarded the Nicholas Outterside Medallion – the highest award that the ASMIRT bestows - for services to the profession.

ASMIRT President Carolyn Heyes has said what many are feeling, "Jo was an inspiration to our members and our profession and will be sorely missed." In the last weeks of her life, Jo bravely travelled north to the ASMIRT Conference in Cairns to receive the Varian Award and deliver the Varian Address. Those who were there could not help but be moved by the strength and courage she demonstrated in that act when she was so close to the end of her life.

Jo was the President of the Australian Society of Medical Imaging and Radiation Therapy (ASMIRT) from 2013 to 2017 and the Australian Councillor for the International Society of Radiographers and Radiological Technologists (ISRRT) until her death on 6 June 2022 after a long illness.

**Donna Newman**  
ISRRT President

**Sally Kincaid**  
Chief Executive Officer ASMIRT

# IAEA MISSION IN A UNIVERSITY HOSPITAL IN CROATIA

OSIJECK, CROATIA  
MAY, 2022

REPORT BY DIMITRIS KATSIFARAKIS, ISRRT CONSULTANT CEO



| Cath lab radiologist, radiographers and nurse with the Auditor during the Auditing procedure in University Hospital in Osijek.

**I had the honor** and the chance to accept the IAEA's invitation to act as a member of the auditing committee for an auditing mission to a University hospital in Croatia, in May 2022.

The purpose of the visit/expert mission was to perform multidisciplinary clinical audit following the QUAADRIL model, with a team consisting of radiologist, radiographer/manager and medical physicist. This audit can be considered as a milestone activity to the relevant projects of the Hospital in the context of Quality and an example for the future clinical audits in Croatia.

Clinical Audit in Radiology (CAR) has been acknowledged within Europe through a European Council Directive (No.97/43/Euratom) and is under consideration in other regional areas. Moreover, European commission issued the document "European Commission Guideline On Clinical Audit", RP-159 on 2009." CAR has also attracted the attention of the IAEA for many years and as a result a publication under the title "Comprehensive Clinical Audits of diagnostic Radiology Practices: A tool for Quality improvement (QUAADRIL document)" has been issued by the IAEA on 2010.

Throughout the 192 pages of the QUAADRIL document the reader can find detailed guidelines for a comprehensive audit which can be adopted by those who want to perform a CAR. Clinical Audit Team should be consisted by a radiologist, a medical physicist and a radiographer who should preferably have managerial experience according to the IAEA's QUAADRIL publication. IAEA has published a guiding document called QUAADRIL (you can download for free

at: [www.iaea.org/Publications/index.html](http://www.iaea.org/Publications/index.html):

Clinical audit to the imaging departments plays a major role to Patient's services improvement and should be embraced and performed from all imaging departments globally, no matter how small or large they can be.

The results of any Clinical Audit are under strict confidentiality and the Auditors are bounded by a signed confidentiality agreement.

Certainly, it is a unique experience to interact as an expert radiographer and former hospital CEO with the radiology staff, particularly radiographer-colleagues, making suggestions on how to improve their performance to their patients.

As I said to the introductory address to the radiology staff, it is a brave initiative of the department's manager and the staff to invite an auditing committee and expose their functioning to them.

In anticipation they receive a report from external auditors on their performance, having the opportunity to listen to an external opinion on it, and the chance to improve their services. ■



■ Auditor and two radiographers during a break at the University Hospital in Osijek, Croatia.



# PARI INDONESIA: 2022 NATIONAL MEETINGS, WORKSHOP & TRAINING

YOGYAKARTA, INDONESIA  
JUNE 17-19, 2022

REPORT BY SUGIYANTO, HIDAYAT AGUS SABARUDIN, PUTU ADI SUSANTA, ANDHI CAHYONO



| PARI National Meeting was opened by President Sugiyanto.



**The PARI Central Board Management** held the 2022 PARI National Meetings, Workshop, and Training in the Province of Yogyakarta, Indonesia which theme is "How Technology Transformed Medical Imaging And How Radiographers Deal With It". This meeting consisted of Medical Imaging Technology Updates, Online Organizational Management Training, National Work Meetings, and Inauguration of PARI Regional Administrators, starting on Friday 17 June 2022, and ended on Saturday, June 19, 2022. The Meetings is a recurring event carried out twice a year, which was stopped due to the COVID-19 pandemic.

This National Meeting was done using a hybrid, offline and online method. The offline attended by 100 people from the central board and regional PARI heads from each province, Online participants were approximately 500 participants from invitees, and the regional heads and administrators of PARI branches throughout Indonesia.

The national meeting was opened by PARI President Dr. H. Sugiyanto S.Pd, M.App.Sc(MRI), gave a presentation on PARI's progress to date, future steps, and submission of PARI's financial and cash reports with the moderator was the General Secretary of the PARI Mr. Hidayat Agus Sabarudin. Dr Sugiyanto then launched an application for all PARI members, namely SIAP PARI mobile (siap.pari.or.id). A handy and useful application for the services of all PARI members. After the launch, the event continued with the inauguration of the PARI Regional Head of Central Kalimantan, North Kalimantan, Bengkulu, West Sumatra, Riau Islands, and Aceh provinces which were carried out live via online.

The next day agenda was a workshop with the theme of organizational management and radiographer training, presented by the Secretariat and the Chairs of the PARI Central Management, including first speaker delivering What and Who is PARI by Mr Sarwidi, Head of Organization and Professional Affairs of the PARI Central Board, second speaker, delivering Functions of SIAP PARI in the Professional Organization, by Mr Agung Nugroho Setiawan, Secretary of the Central Board, third speaker delivering SIPORLIN as one of the IT systems to support the progress of the PARI organization, by Mr Ahmad Hariri, Head of Public Relations, Information Systems, and IT of PARI Central board, fourth speaker delivering Management of the implementation of activities with Professional CPD, by Madam Ni Ketut Sutariniasih Head of Education and Training of PARI Central Board. After the presentation continued with discussion, question and answer. In the evening the event was filled with halal bi halal hospitality and dinner together.

The aim of the meeting was to increase knowledge about the latest radiological information technology, increase the knowledge of radiographers, especially about online management and organizational management systems, and strengthening the relationship between radiographer management throughout Indonesia, maintaining and improving relations and communication between radiographers.

Thank you to all participants, all PARI Central board, PARI Regional Heads and Heads of Capengcab and all Indonesian Radiographers. See you at the next national meeting. ■

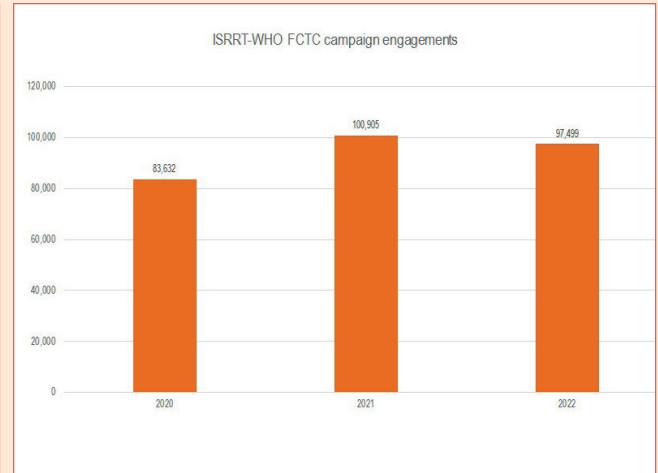
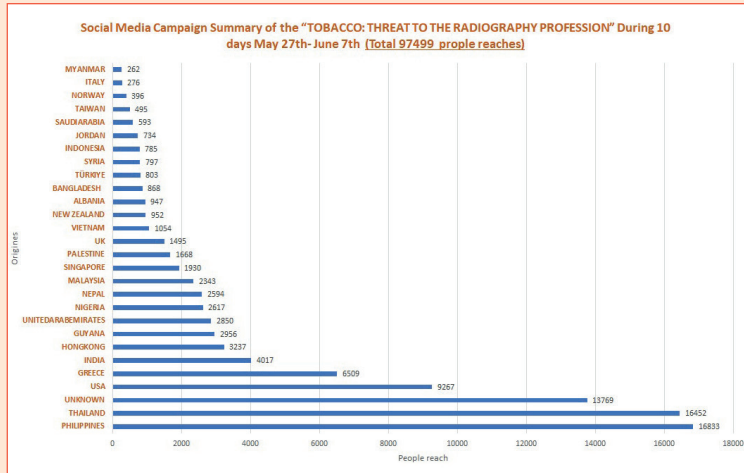


■ Inauguration of PARI Regional Head by President Sugiyanto.

# TOBACCO DAY 2022 CAMPAIGN: THREAT TO THE RADIOGRAPHY PROFESSION

MAY 26-31, 2022

REPORT YUDTHAPHON VICHIANIN, ISRRT DIRECTOR OF EDUCATION



Yudthaphon Vichianin, the ISRRT's Director of Education, initiated the ISRRT's campaign of "TOBACCO: THREAT TO THE RADIOGRAPHY PROFESSION" for May 26-31, 2022.

The campaign is part of the ISRRT supporting the WHO's framework convention on the tobacco control (WHO FCTC). Participants around the world had joined the campaign and posted a photo of themselves with the pre-designed 2022 campaign poster. The post body on the Facebook included three hashtags on the post message.

#ISRRT2022

#NOTOBACCO


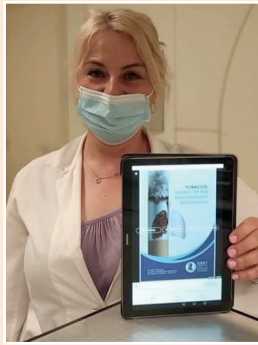
#YourCountryName (ie. Thailand)

The campaign poster was shared via the ISRRT's Facebook back and website for download. This activity was publicized on social media, and it can be found by searching on Facebook search-box using those hashtags to see the campaign results.

After the campaign completion, a thank you video was produced by the director of education and posted on the Facebook page to thanks all participants internationally. The results from the campaign were analyzed and presented. Large amount of people around 97,499 had engaged in the "TOBACCO: THREAT TO THE RADIOGRAPHY PROFESSION" campaign on Facebook page. Top five countries of participation came from the Philippines, Thailand, USA, Greece and India. ■









# PROFESSIONAL PRACTICE DIRECTOR'S REPORT

REPORT BY STEWART WHITLEY ISRRT DIRECTOR PROFESSIONAL PRACTICE


I am pleased to report that ISRRT continues to play an important and pivotal role in representing the radiography profession on the world stage. ISRRT is constantly engaged in various activities of the WHO and the IAEA helping to shape the safety culture and professional standards for all our diagnostic and therapy radiography professionals. This has been particularly true and important during and after the COVID-19 pandemic period.

At the time of writing ISRRT has been active in taking part in many virtual meetings and contributing to many WHO and IAEA initiatives. Additionally we are planning some forthcoming major and important events.

This report highlights some of those activities and events for you to be part of.

## WHO meetings

World TB Day Webinar on WHO Guidelines on the management of TB in children and adolescents & the role of chest radiography – Thursday March 24, 2022



I attended and presented at this meeting, attended by over 426 delegates. ISRRT was invited by Maria Perez, WHO.

The event was an online webinar, held on March 24 from 17.00-19.00 Geneva time. This webinar coincided with the release of an updated guidance from WHO's Global TB Programme on the management of TB in children and adolescents.

This was be a feature of the event,

including the relevance of chest radiography to new the WHO recommendations on the management of TB in children and adolescents. The main updates published in the updated guidance are signalled in a Rapid Communication which WHO released in August 2021, available at:

[www.who.int/publications/i/item/9789240033450](http://www.who.int/publications/i/item/9789240033450)

The event was chaired by Dr Donald Frush (ISR), Dr Farai Mavhunga (WHO), Dr Joanna Kasznia Brown (WFPI) and featured a number of important topics which incorporated a question and answer session.

I gave a short intervention (5 minutes) in a panel discussion titled: "Challenges in accessing chest radiography and using it to diagnose and treat TB in children: perspectives from professional

## Perspectives from professional bodies



Contributors to the panel discussion Challenges in accessing chest radiography and using it to diagnose and treat TB in children – Perspectives from professional bodies.

### Setting the scene about the management of TB in children and adolescents and the role of chest radiography

|  |   |
|--|---|
| Updated WHO guidance on the management of tuberculosis in children and adolescents           | Dr Sabine Verkuil, Global Tuberculosis Programme, World Health Organization       |
| Chest radiography in context: detect-treat-prevent TB in children                            | Professor Steve Graham, International Union Against Tuberculosis and Lung Disease |
| Overview of the SHINE trial and the role of chest radiography                                | Dr Anna Turkova/ Professor Di Gibb University College London                      |
| The updated Diagnostic CXR Atlas for Tuberculosis in Children: A guide to CXR interpretation | Dr Megan Palmer, Stellenbosch University  |

### Panel discussion: Challenges in accessing chest radiography and using it to diagnose and treat TB in children

(moderated by Dr Kerri Viney (WHO))

|                                      |  |
|--------------------------------------|--|
| Perspectives from stakeholders       | <ul style="list-style-type: none"> <li>Dr Farhana Amanullah (paediatrician, Guideline Development Group co-chair, Pakistan)</li> <li>Prof Tracy Kilburn (paediatric radiologist, South Africa)</li> <li>Prof Bernard Laya (paediatric radiologist, Philippines)</li> <li>Dr Harry Hausle (WHO Civil Society Task Force on TB)</li> </ul>   |
| Perspective from professional bodies | <ul style="list-style-type: none"> <li>Dr Tarek El Diasty (ISR/ African Society of Radiology)</li> <li>Dr Kushaljit Sodhi (WFPI/ Indian Radiological and Imaging Association- IRIA)</li> <li>M. Stewart Whitley (International Society Radiographers and Radiological Technologists-ISRRT)</li> <li>M. Francesco Ribolzi (International Federation of Biomedical Engineers- IFMBE)</li> <li>Prof Vijay Yewale, (International Paediatric Association-IPA)</li> </ul> |

bodies”, to provide our views on behalf of the ISRRT to bring the perspective of the radiographers to this panel. The slides begin below right.

This was an informative and challenging webinar with interesting feedback from experts and health agencies in the field describing the many pressures faced due to lack of funding and resources in a number of countries which are needed to diagnose and treat the disease.

### World Patient Safety Day – September 17, 2022

September 17 is ‘World Patient Safety Day’ and this year the World Health Organisation’s theme is ‘WHO Global Patient Safety Challenge: Medication Without Harm’

To celebrate this event the ISRRT will be holding an international webinar on Thursday September 15.

We will be planning an excellent programme which addresses the use of contrast media and radiopharmaceuticals and the radiographers’ role in prescribing to reduce risk.

The provisional programme is on the following page.

Please keep this date in your diary and watch out for the Facebook webinar advertiser poster and announcement.

### ISRRT World Congress – Radiation Protection Pre-Congress Workshop December 15, 2022

Once again ISRRT will be having a Radiation Protection Pre-Congress Workshop. The theme this year is ‘The importance of Ethics in Radiological Protection – A Practical Perspective for Radiography’.

#### Topics of the Workshop

Establishing how ethical values plays an important role in radiological safety both in Diagnostic Imaging and Radiation Therapy Departments.

The workshop will focus on the recent WHO publication ‘Ethics and medical radiological imaging: a policy brief for health-care providers’ and develop a general framework for this to happen. [Ethics and medical radiological imaging: a policy brief for health-care providers \(who.int\)](#)

We will hear what ICRP has to say including key principles, core ethical values underpinning the system of radiological protection as well as procedural values and hearing the voices of radiographer community in applying these principles.

The programme is structured in two halves. The first is to first give the background to the publication

with speakers from WHO, ICRP and ISRRT. We will then have Jim Malone presenting on ‘Ethics for radiography: Which values and how they are applied’ with Jim explaining how to assess and evaluate radiography ethical issues. After this talk we will divide the room up into a number of groups who will be presented with different scenarios following which we will have a feedback and panel discussion.

### ISRRT – Challenges and Perspectives

#### Access to Chest Imaging

- Africa - paediatric radiography is performed in the same services for adults which means that the parameters are not specifically calibrated for children. Knowing that all size don’t fit for all, this is a challenge.
- As for management of chest radiography in TB, centres are provided with onsite equipment and cars equipped with chest radiography facilities to go in the community. Radiographers are deeply involved in all the process sometimes without radiologists in remote areas of the countries. So there’s a need of capacity building in interpretation and pattern recognition for radiographers.
- Exclusively paediatric radiography centres are rare.
- There’s a need to develop paediatric chest radiography centre as well as providing chest radiography interpretation skills in TB to radiographers.
- Nigeria & West Africa – early 1990s TB chest clinics using cine. Now expanded to become infectious disease hospitals with X-ray machines. Roll out of DOTS with Genexpert machines – limited X-ray facilities
- UK perspective – Regional perspective e.g. with an England NW Paediatric TB virtual network consisting respiratory and paediatric respiratory physicians & TB Specialist nurses who run TB clinics in the Children’s hospital.
- USA – 2020 steep drop in cases – COVID-19 may have effected reporting.



### ISRRT – Challenges and Perspectives

#### Equipment considerations

- Image receptor - Digital Radiography – DDR & CR (Film/screen & film processing to be avoided).
- Conventional room design
- Ultraportable X-ray & Digital solution
- PACS & RIS considerations
- Workstations and monitors
- Radiation Protection considerations including PPE and shields
- AI/CAD for TB detection
- Accessories – foam pads and child friendly distraction toys and aids. X-ray markers – R & L
- QA test tools



DELFT Ultra



### ISRRT – Challenges and Perspectives

#### Radiographic technique - standard

Under 6 months AP CXR Supine

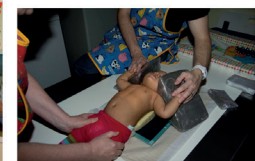
Over 6 months PA CXR Erect

The key to erect chest radiography is to use a specifically designed paediatric seat and an image receptor holder/vertical chest stand, which allow a parent or carer to hold their child easily. A CR cassette or DDR detector is selected relative to the size of the child.

#### Position of patient and image receptor

Depending on the child’s age, the child is seated or stood facing the cassette, with the chest pressed against it. The arms should not be extended fully but should be raised gently, bringing the elbows forward. The parent or carer should hold the flexed elbows and head together then pull the arms gently upwards and slightly forward to prevent the child from slumping backwards.

**Direction and Location of the X-ray beam**  
The collimated beam is directed at right angles to the receptor and centred at the level of the eighth thoracic vertebra (spinous process of T7).



Clark’s PIR 13<sup>th</sup> edition





See the draft programme on the following page.

This workshop will build on the previous well attended workshops and equip radiographers and radiological technologists in the field of medical imaging as to how to address ethical issues.

Watch out for more details on how to register.

## Regional Coordinators Report

The ISRRT Regional Coordinators for Professional Practice continue to monitor and report on activities in their respective Regions. I am pleased to include a report from Christopher Steelman, Regional Coordinator for The Americas.

## Regional Report – The Americas Christopher Steelman (USA)

### ARRT Updates Fluoroscopy Content Specifications

The American Registry of Radiologic Technologists (ARRT) Board of Trustees has approved changes to the Fluoroscopy Content Specifications. Those updates will go into effect on January 1, 2023. The ARRT examinations are required to be practice-related, and the ARRT periodically conducts a job analysis to make certain that the examination content specifications remain comprehensive, accurate, and fair. ARRT, with the assistance of the professional community, reviews the examination documents approximately every five years.

Specifications changes include Principles of Radiation Physics and Biological Effects of Radiation content. There is additional detail in the areas of X-ray Production, Photon Interactions with Matter, SI units of measurement, and Somatic Effects of radiation. Patient Considerations and Dose or Time Documentation subsections were added under Minimizing Patient Exposure, and shielding was removed from the Minimizing Patient Exposure section under the Safety section.

You can view Fluoroscopy Content Specifications at: [www.rrt.org/](http://www.rrt.org/)

### RT Wages Increase

The American Society of Radiologic Technologists reports that the average salary of a radiologic technologist rose by 11.2% over the past three years and now averages \$77,027. Among the major disciplines (computed tomography, mammography, radiation therapy, magnetic resonance imaging), radiographers experienced the largest average gains at 12.8%, from a US\$57,865 average annual salary in 2019 to US\$65,246 in 2022.

## ISRRT – Challenges and Perspectives

### Exposure Factors and Diagnostic Reference levels (DRLs)

Exposure factors must be standardised for consistency

- Dependent on image receptor technology- DDR, CR & Film/Screen
- Important to record factors used for subsequent serial repeats
- Exposure charts should be on display or factors built into control panel

Local DRLs to be established and reviewed annually.

- Based on age/weight
- Air kerma-area product/entrance surface dose – entrance-surface air kerma
- Higher DRLs investigated

| DDR                | KV | mAs | SID/FFD<br>- cms |
|--------------------|----|-----|------------------|
| 0-6 months         | 60 | 2   | 110              |
| 6 months – 2 years | 66 | 2   | 180              |
| 2-4 years          | 70 | 2   | 180              |
| 4-6 years          | 70 | 2   | 180              |
| 6-10 years         | 75 | 2   | 180              |
| 10years +          | 90 | 2   | 180              |

Typical Direct Digital Receptor (DDR) technology exposure factors

| Chest | AGE   | LOCAL DRL (2014)<br>μGy cm2 |
|-------|-------|-----------------------------|
| AP    | 0     | 0.8                         |
| AP    | 1     | 1.0                         |
| PA    | 4-5   | 1.0                         |
| PA    | 9-11  | 2.2                         |
| PA    | 14-16 | 3.3                         |

Example of Local DRLs at Royal Manchester Children's Hospital, UK

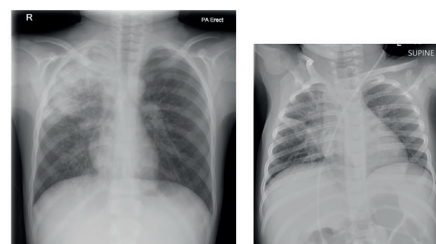
## ISRRT – Challenges and Perspectives

Image Quality – important for diagnosis

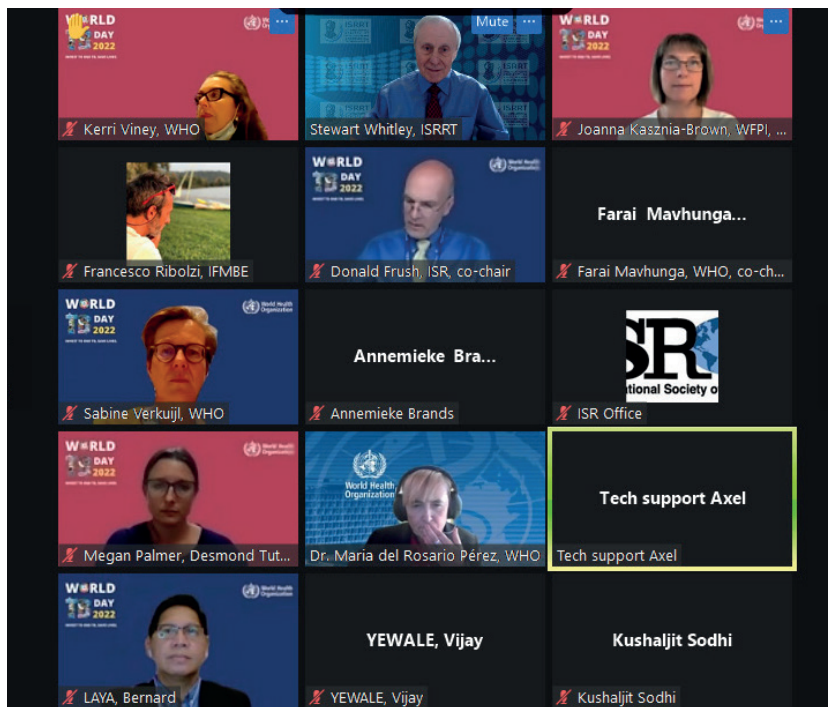
Essential image quality – PA CXR –Erect

- Peak inspiration (PA six anterior ribs, 5/6 for AP and nine posterior ribs above the diaphragm).
- Whole chest from just above the lung apices to include the diaphragms and ribs.
- No rotation (medial ends of clavicles or first ribs should be equidistant from the spine).
- No tilting (clavicles should overlie lung apices). Anterior ribs should point downwards.
- Reproduction of trachea, proximal bronchi and vascular pattern in central two-thirds of the lungs.
- Visually sharp reproduction of the diaphragm and costophrenic angles.

- Reproduction of the spine and paraspinal structures and visualization of the retrocardiac lung and mediastinum.



PA ERECT AP SUPINE  
Images courtesy of Royal Manchester Children's Hospital, UK



Some of the many delegates on the World TB Day Webinar on WHO Guidelines on the management of TB in children and adolescents & the role of chest radiography.

The ASRT conducts the Wage and Salary Survey every three years and has captured longitudinal data since 2001. The ASRT sent the latest questionnaires in February 2022 to all currently practicing ASRT members with an email address in the 50 states and the District of Columbia. The survey showed that all major disciplines in radiologic technology saw average annual increases since 2019, with some areas showing greater gains than others. The survey also highlights R.T.s' satisfaction with their compensation. Responses show that nearly half of respondents, 46.6%, are either satisfied or very satisfied with their pay. Regarding their benefits, 49.1% were either very satisfied or satisfied with their benefits. ■

**Stewart Whitley**  
ISRRT Director Professional Practice

## World Patient Safety Day provisional programme

| Topic  | Speaker   |
|--|---|
| <b>Strengthening safety culture in the medical use of radiation – working title</b>          | Adriana Velazquez Berumen<br>Group Lead Medical Devices and In-Vitro Diagnostics<br>World Health Organization                   |
| <b>Prescribing role of Radiographers to reduce risk</b>                                      | Sue Johnson<br>Professional Officer for Clinical Imaging, Society of Radiographers (UK)   |
| <b>Key considerations in the use contrast media in CT imaging</b>                            | Amanda Walsh<br>Unit Manager for Fylde Coast, Westmorland and Wroughton MRI centres.<br>Former Contrast Media specialist        |
| <b>Preventing Misadministration of Radiopharmaceuticals</b>                                  | Terry Ell<br>Nuclear Medicine Technologist<br>ISRRT Vice President of the Americas  |
| <b>Reducing the risk of adverse effects of contrast enhancing agents used in MRI imaging</b> | Rex Christensen<br>MRI Program Director, Weber State University, School of Radiologic Science<br>ASRT Chapter Chair 2020 - 2022 |

## Workshop Draft programme

| Topic   | Speaker  |
|---|--|
| <b>Introduction and Setting the scene</b>   | Donna Newman ISRRT President/Stewart Whitley Director of Professional Practice   |
| <b>ICRP – the drivers in making Ethics happen</b>   | Prof François Bochud<br>Co-chair of ICRP TG-109<br>Director, Institute of Radiation Physics (IRA), Lausanne University Hospital and University of Lausanne Switzerland         |
| <b>Ethical aspects of radiation protection – the WHO view</b>   | Emilie Van Deventer WHO Team leader of the Radiation Programme at the World Health Organization  |
| <b>The Radiography contribution - Front Line staff &amp; challenges</b>   | Napapong Pongnapang<br>ISRRT Vice President Asia/Australasia   |
| <b>Ethical Scenarios and how to respond</b>   |  |
| <i>'Ethics for radiography: Which values and how they are applied' - Introduction and examples to assessing and evaluating radiography ethical issues</i>   | Jim Malone<br>Professor (Emeritus) of Medical Physics, Trinity College, Dublin   |
| <b>3 or 4 Scenarios presented on A4 paper</b><br>Select from: CT, Screening surveys, justification, mammography, orthopaedic surgeon, equipment breakdown, Pregnancy issue, use of gonad shields etc. | Workshop divided up into groups who are asked to put their responses in writing on a number of sample scenarios which will be provided for the groups to discuss and evaluate. |
| <b>Scrutineers and panellists</b>   | Dimitris Katsifarakis – ISRRT<br>Terry Ell – ISRRT<br>Yudthaphon Vichianin - ISRRT   |



[email: admin@wretf.org](mailto:admin@wretf.org)

### TRUSTEES

Mr Christopher Steelman

Ian Henderson

Keith Piper

Dr Fozy Peer

Robert Shen

Ramona Chanderballi

Boniface Yao

Evelyn Wasike

Mohammed Abdalghani

Subramanya K. Betageri

### CHAIRPERSON

Chris Steelman

[csteelman@x-rayintl.org](mailto:csteelman@x-rayintl.org)

### HONORARY TREASURER


Ian Henderson

### HONORARY SECRETARY & EDUCATION LEAD

Keith Piper

### World Radiography Educational Trust Foundation Appoints New Trustee

The World Radiography Educational Trust Foundation is proud to announce the appointment of Subramanya K. Betageri BS, DRTT, R.T. (T)(ARRT), RTR (HCPC-UK), Senior Associate Professor/Clinical Coordinator at Bellevue College, Bellevue, Washington to the Board of Trustees. WRETF Trustees bring their unique background and skills to fulfill our mission of cultivating a global culture of volunteerism and increasing access to medical imaging/radiation therapy education throughout the world. Mr Betageri is no exception.



Mr Betageri's professional career journey has taken him from India to Jamaica to England and the United States of America. Mr Betageri's unique insight is a result of his combined 22 years of clinical practice as a radiation therapist/therapeutic radiographer and almost nine years in academia as a radiation therapy educator. He shares "I profoundly learned in my thirty years of a career that both developing and developed countries have challenges in terms of resources, but both worlds have human capital that is a huge asset. In addition, the internet, social media, and remote learning platforms brought the world much closer. That enabled me, just like anybody else, to share my expertise, transfer my skill set, and build a transforming radiography and radiation therapy community that will ultimately benefit the patients."

### Taking Roentgen to Top of the World

Suraj Sah, WRETF Ambassador-Nepal is planning to raise the flag of the WRETF, ISRRT, as well as pictures of W.C. Roentgen at the Mount Everest Base Camp (5364 m). At 8848.86 meters above sea level, Mount Everest is the world's mountain. The purpose of Suraj's two-week adventure will be to draw attention to the world's radiography professional's need to collaborate for the development of medical imaging education and improved patient care. Suraj is currently organizing a fund-raising campaign for this project. The collected fund will also be utilized for the installation of x-ray

museum in Nepal under the collaboration with National Innovation Center.

### Educational Travel and Project Scholarships

The WRETF is now accepting applications for a special round of Travel Scholarships. There are up to four bursaries available each year with awards not normally more than a maximum value of £700 each. Applicants should note that they are responsible for arranging their visits or conference attendance and a registration for conference attendance or a reservation or approval to attend an educational institute MUST be in place at the time of application for a travel bursary.

The WRETF has added a "projects" category to our highly successful bursary program. Applicants now can propose a project such as hosting a conference or meeting, starting a publication, research etc. that has the goal increasing access to education. In keeping consistent with our mission to increase access to education in the science and practice of radiography, radiation and allied subjects throughout the world, preference is always given to applicants applying from countries lower on the United Nations Human Development Index.

**Christopher Steelman**  
Chairman





## NEWS FROM MEMBER COUNTRIES

### THE AMERICAS

#### AMERICA



#### ASRT 2022 Election Results

Members of the American Society of Radiologic Technologists elected four officers to serve on the 2022-2023 ASRT Board of Directors. Brandon A. Smith, M.B.A., M.S.R.S., R.T.(R)(VI), CIIP, was elected to serve as ASRT's president-elect. Smith is a radiology applications specialist in the educational services and customer excellence department of GE Healthcare in Houston, Texas. Heather Moore, Ph.D., R.T.(R), was elected to serve as ASRT's vice president. She is the academic unit head and associate professor at the University of Cincinnati in Ohio. Marissa Mangrum, M.S.R.S., R.T.(T), was elected to serve as secretary. She is a program director/assistant professor at the University of Oklahoma Health Sciences Center in Oklahoma City. Shaun Caldwell, M.S., R.T.(R)(T), was elected to serve as treasurer. He is an associate professor and program director at the University of Texas MD Anderson Cancer Center in Houston. 2021-2022 President-elect Daniel L. Gonzales, M.S.R.S., R.T.(R), FASRT, was elevated to ASRT president and 2021-2022 President Kristi Moore, Ph.D., R.T.(R)(CT), was elevated to chair of the Board. Voters also elected 28 chapter delegates.

#### ASRT House of Delegates elects speaker and vice speaker

The ASRT House of Delegates re-elected Daniel DeMaio, M.Ed., R.T.(R)(CT), as speaker of the House and Shellie Pike, M.S.R.S., R.R.A., R.T.(R)(CT), as vice speaker of the House. DeMaio is an associate professor and the director of the radiologic technology program for the University of Hartford in West Hartford, Connecticut. Pike serves as a registered radiologist assistant for Radiology Consultants of Iowa in Cedar Rapids,

Iowa. DeMaio and Pike are members of the ASRT Board of Directors.

#### ASRT names 2022 Life Member and Fellows



The American Society of Radiologic Technologists awarded Life Member status to one member and bestowed the status of Fellow on two members during the ASRT Annual Governance and House of Delegates Meeting in Orlando, Florida, on June 24. The Society's newest Life Member is Cindy K. Daniels, M.S., R.T.(R), FASRT. The Society elevated Kevin R. Clark, Ed.D., R.T.(R)(QM), FAEIRS, and Megan Trad, Ph.D., R.T.(T), to Fellow status. Cindy K. Daniels, M.S., R.T.(R), FASRT, joined ASRT in 1984 and has been an active volunteer for nearly four decades. Kevin R. Clark, Ed.D., R.T.(R)(QM), FAEIRS, is an associate professor and associate graduate program director for the School of Health Professions at The University of Texas MD Anderson Cancer Center in Houston. A member of ASRT since 2014, Dr Clark has contributed his time and expertise in numerous volunteer capacities, including the Radiologic Technology Editorial Review Board and has been published in numerous radiologic science journals. Megan Trad, Ph.D., R.T.(T), is a program chair and professor at Texas State University in San Marcos. Dr Trad joined ASRT in 2007 and has volunteered in numerous capacities for ASRT, including a term as chair for the Radiation Therapist Editorial Review Board. Dr Trad was the editor for the fifth edition of *Principles and Practice of Radiation*

Therapy and wrote six chapters for the textbook.

#### Distinguished author award winners named

The ASRT has announced the recipients of its distinguished author awards, recognizing the best peer-reviewed articles published in ASRT's scientific journals in 2021. The Radiologic Technology Distinguished Author Award in Honor of Jean I. Widger goes to Asher Street Beam, D.H.A., R.T.(R)(MR), MRSO; Kristi Moore, Ph.D., R.T.(R)(CT); Shamsi D. Berry, Ph.D., CPHI; Lee Brown, D.H.A., R.T.(R)(N), CNMT; Stephanie Smith, M.S., R.T.(R)(MR); Alex Wilcher, M.S., R.T.(R)(MR); Aurlivia Bibbs, M.S., R.T.(R)(MR); and Isaiah Beemon, M.S., R.T.(R)(MR). Their article, "An Investigation of MR Imaging Scanner Noise and its Effect on Technologists," was published in the July/August 2021 issue of *Radiologic Technology*. The Radiation Therapist Distinguished Author Award in Honor of Harold Silverman goes to Jana Koth, M.P.H., R.T.(R)(T); Brendan Coutu, M.D.; Lisa Bartenhagen, M.S., R.T.(R)(T); Weining Zhen, M.D.; Cindy Arneson, B.S., R.N.; Elizabeth Lyden, M.S.; Morgan Taft, B.S., R.T.(R)(T); Brett Thomas, B.S., R.T.(R)(T); Kim Wilson, B.S., R.T.(R)(T); and Nathan Bennion, M.D., for their article, "Assessing Anxiety Alleviation Through an Informational Video Before Head and Neck Irradiation," which was published in the fall 2021 issue of *Radiation Therapist*.

#### 2022 ASRT Award for Advocacy winners named

The American Society of Radiologic Technologists has named Shirley Porter, B.S., R.T.(R)(M), of North Dakota, as the winner of the 2022 ASRT Individual Award for Advocacy and the Louisiana Society of Radiologic Technologists as the affiliate award winner. Based on nominations submitted by ASRT members, the ASRT Award for Advocacy recognizes and acknowledges achievements in various advocacy efforts, including overall growth and development of individual and affiliate grass roots involvement.

#### ASRT names 2022 SLDP Alumni of the year

The American Society of Radiologic Technologists has named Ryan Appold, R.T.(R), as the 2022 Student to Leadership Development Program Alumni of the Year. Appold was part of a cohort of nearly



Ryan Appold

100 students who took part in the 2019 ASRT Annual Governance and House of Delegates Meeting in Orlando, Florida. He is a 2020 graduate of the radiologic technology program at Middlesex Community College in Connecticut.


#### RT wages increase according to ASRT survey

The average salary of a radiologic technologist rose by 11.2% over the past three years and now averages \$77,027, according to results from the American Society of Radiologic Technologists Wage and Salary Survey 2022. The survey shows that all major disciplines in radiologic technology saw average annual increases since 2019, with some areas showing greater gains than others. Among major disciplines, radiographers experienced the largest average gains at 12.8%, from a \$57,865 average annual salary in 2019 to \$65,246 in 2022. Computed tomography followed with an 11.8% increase, moving from \$69,896 to \$78,159. Mammographers saw a 10.6% increase from \$71,725 to \$79,323. Radiation therapists experienced an 8.4% increase from \$89,159 to \$96,650. Magnetic resonance imaging technologists saw their pay increase by 8.2% from \$76,177 to \$82,395. In addition, nuclear medicine technologists saw salaries increase by 6.2% and sonographers experienced a 5.8% increase.

#### ASRT Foundation Announces Scholarship in Honor of ASRT CEO Sal Martino

The ASRT Foundation — in conjunction with Joy Renner, M.A., R.T.(R), and Jordan Renner, M.D. — has announced it will develop a scholarship program to create a living legacy in honor of ASRT

CEO and Executive Director Sal Martino, Ed.D., R.T.(R), FASRT, FASAE, CAE. Dr Martino will retire on Jan. 3, 2023, after 13 years leading the ASRT. Attendees recognized his contributions during a retirement luncheon held on June 25 at the 2022 ASRT Annual Governance and House of Delegates Meeting where Joy also announced the new scholarship. The Renners' contribution, along with that of Chief Operating Officer for the ASRT Foundation and Executive Vice President of Development & Corporate Relations Steve Hardy, M.S., R.T.(R)(T)(CT), CMD, totaled \$25,000 and serves as the initial funding to start the endowed scholarship to honor Dr Martino's legacy.



Donna Long  
Council Member

#### International Speakers Exchange Award to Accept Applications

After a two-year hiatus due to the COVID-19 public health crisis, the ASRT Foundation is once again ramping up to accept applications for its International Speakers Exchange Award.

Each year thousands of radiologic science professionals from around the world come together to share best practices, the latest research results and knowledge gleaned from many years of experience. The ASRT Foundation's International Speakers Exchange Award program provides the opportunity for two outstanding ASRT members to travel to an international conference and present to an audience of their peers and other related health care professionals.

The program application period opens on Aug. 1, 2022.

Learn more at <https://foundation.asrt.org/what-we-do/international-speakers-exchange>

#### ASRT Foundation Global Outreach Fellowships

The ASRT Foundation, philanthropic arm of the American Society of Radiologic Technologists, partners with RAD-AID International to provide opportunities to assist with global initiatives. Our global outreach program provides the opportunity to improve access to quality medical imaging and radiation therapy for populations in need. Program participants work with a team of volunteers to provide patient care services, education for the local health care personnel, and information on equipment, positioning and patient safety. Fellowship recipients receive funding for travel and related costs.

The RAD-AID USA Healthcare Disparities Initiative program empowers radiology and radiation oncology outreach to foster health equity for medically underserved communities. These communities and populations have historically suffered disproportionate mortality and morbidity across a range of conditions due to barriers in accessing health care. Fellowship recipients receive funding for program related costs.

Learn more at <https://foundation.asrt.org/what-we-do/global-outreach> ■

Sharon Wartenbee  
ISRR Regional Director for the Americas

#### CANADA

#### Information and support for those interested in working as MRTs in Canada

Employment as a Medical Radiation Technologist (MRT, radiographer) in Canada requires an individual to obtain Canadian certification via the CAMRT National Certification exam.

CAMRT worked with partners over the years to develop information and tools to help international-educated professionals to make the transition to Canada. Information for Internationally Educated Medical Radiation Technologists (IEMRTs) coming to Canada can be found





on the CAMRT website, at: <https://www.camrt.ca/certification-4/internationally-educated-medical-radiation-technologists-iemrts/>

In addition, the CAMRT encourages those considering working as MRTs (radiographers) in Canada to explore its learning modules for IEMRTs. The first module describes practice/employment in Canada. The second is a module providing education on "How to Write a Competency Based Exam". Both are available in the certification section of the CAMRT website:

[www.camrt.ca/certification/](http://www.camrt.ca/certification/)

### CAMRT Conference Content Available Virtually

In April 2022 the CAMRT staged its first-ever hybrid in-person and virtual meeting "CAMRT 2022". It was two full days of education, discussion, and networking for MRTs. In addition to being virtual live, most sessions were also recorded to be viewed on-demand. Radiographers/MRTs can access and watch the selection of top-quality education sessions by visiting [www.camrt.ca/blog/2022/05/03/camrt-2022-on-demand-sessions/](http://www.camrt.ca/blog/2022/05/03/camrt-2022-on-demand-sessions/)

### Online Education

#### New Microcertificate for MRTs - Cultural Safety: Diversity and Inclusion

CAMRT is proud to offer its first Microcertificate, Cultural Safety: Diversity and Inclusion. The goals of the program are to:

- Promote and support culturally safe and compassionate care.
- Promote and support respect, equitable treatment, equitable care, non-discrimination through a bias and barrier-free professional environment.
- Create a culture of openness.
- Provide opportunities for MRTs to explore, learn and reflect on issues of diversity and inclusion relevant to MRT practice and beyond.

The microcertificate is made up of six quick-self study style courses. Candidates who successfully complete all the learning modules will receive the Cultural Safety: Diversity and Inclusion Micro Certificate Digital Badge. Details and registration information.

More than 200 high-quality courses and webinars are available with topics in all disciplines of medical imaging and

radiation therapy. All CAMRT Online CPD is available to professionals globally and is approved for category A credit; in the CAMRT catalogue:

<https://camrt.force.com/CPBaseStore?site=a0a1a00000AMdCoAAL>

### Journal of Medical Imaging and Radiation Sciences (JMIRS)

The JMIRS is proud to be publishing proceedings of the ISRR World Congress prior to the event in Bangkok on Dec 15-17, 2022. The conference theme is «New Normal in Medical Imaging and Radiation Therapy».

#### JMIRS Special Issues

The JMIRS annual special editions are a collection of papers on special interest and topical areas. JMIRS aims to engage a community of authors and readers, to help highlight the latest research and to develop new ideas and research directions. The upcoming special issues are highlighted in more detail below:

#### "Mental health and wellness" content deadline November 1, 2022

The last two years have brought unprecedented challenges for medical radiation technologists who have worried about working while protecting themselves, their loved ones, and their patients. Adverse mental health outcomes and burnout have impacted many individuals and organizations. We are seeking submissions in any of our formats related to your research, practice, policy, theory or narratives for this special issue on mental health and wellness. We are pleased to announce [Riaan van de Venter](#) will act as Guest Editor for this special issue.

#### "Caring for specialized or diverse populations" content deadline May 1, 2023

Caring for specialized or diverse populations is part of medical radiation sciences practice. These populations could be diverse in many ways, including but not limited to age, ability, ethnicity, culture, geography (e.g., rural and remote communities), neurodiversity, chronic illnesses, gender and sexual orientation, indigeneity and body habitus. We are seeking submissions in any of our formats, related to your research, practice, policy, theory or narratives on this crucial topic.

Submissions should be sent online at: <http://www.jmirs.org/> but informal contact about ideas can be discussed with the editor at any time. E-mail us your ideas or questions at [editor@camrt.ca](mailto:editor@camrt.ca) ■

## EUROPE

### FINLAND

Northern summer greetings to all colleagues around the world. Society of Radiographers in Finland is delighted to be able to arrange face-to-face events again after the long period of pandemic restrictions. Even though we have successfully been able to continue providing CPD courses, either remotely or hybrid, there is nothing like the joy of being able to meet new people and to catch up with dear old friends. We are all looking forward to our annual Congress "Radiografiapäivät" finally



### Nordic Congress of Radiology and Radiography 24.-26.5.2023

WELCOME to the Nordic Congress of Radiology and Radiography 2023 – a joint 64th Nordic Congress of Radiology and 25th Nordic Congress of Radiography.



being held in the coastal city of Pori in October.

We would also like to welcome you all to the Nordic Congress of Radiology 2023 held in beautiful Helsinki on May 24-26, 2023. The three-day program will offer interesting presentations on all modalities, including nuclear medicine, radiotherapy and sonography – all in English. The Congress is held in cooperation with Radiological Society of Finland.

For more information go to

[www.ncr2023.fi](http://www.ncr2023.fi) ■

## UNITED KINGDOM

We hope during this news update from the SCoR in the UK, to provide you with some examples of work that we're leading in the UK to support the profession in clinical practice or words to this effect, and that we're providing two examples one focussing on e learning and the second an update about a recent guidance document.



The Clinical Imaging elearning programme is a collaboration between CoR (College of Radiographers) and elfh (E-Learning for Health) and has always focused on patient care and safety. [www.eintegrity.org/e-learning-healthcare-course/clinical-imaging.html](http://www.eintegrity.org/e-learning-healthcare-course/clinical-imaging.html)

Delivering high quality eLearning to enable radiographers to recognise when a radiograph displays a suspicious or serious finding and allow them to refer the patient to the appropriate specialist or fast track for reporting, enables a quicker diagnosis and referral for treatment.

This particularly supports out of hours or lone working. Sessions covering the identification of fractures, pathology and unexpected findings such as a pneumothorax on a shoulder radiograph, a tumour on a trauma radiograph or a sign of infection following orthopaedic instrumentation. In response to patient safety alerts, sessions were developed to focus on the accurate identification of misplaced nasogastric tubes and 'Suspected Physical Abuse' and Forensic modules have all recently been updated.

A series of ultrasound sessions have been developed to support the 'Saving Babies Lives' guidelines. All examples of our work to contribute to patient safety.

The Clinical Imaging team are currently working with Hull University Teaching Hospitals to develop elearning based on their work on the detection and treatment of unsuspected pulmonary emboli in oncology patients. This excellent initiative involves CT radiographers reviewing CT chest images to detect pulmonary emboli. This identification then initiates the treatment pathway whilst the patient is still in the hospital. The patients that are assessed as low risk are treated in the community thus negating the need for in patient treatment. The team have twice won awards via 'Thrombus UK', in 2017 for 'Best Work in the Treatment of Cancer Acquired Thrombosis'. Then in 2019 as part of continual review and improvement to the pathway, Highly Commended in the same category.

Clinical Imaging will develop sessions based on this work to enable CT radiographers to replicate this innovative practice. This will benefit patients from across the health community.

Clinical Imaging will develop sessions based on this work to enable CT radiographers to replicate this innovative practice. This will benefit patients from across the health community.

Clinical Imaging eLearning benefits not only CoR's core members, but the wider charitable objectives of developing radiography for public benefit.

Clinical Imaging is of value to the multiprofessional workforce and all imaging professionals in providing the underpinning knowledge for the safe, timely and accurate interpretation of images

'Clinical Imaging' has developed 475 sessions which are used by more than 45,000 people. Each session provides information on how learners can optimise their patient's experience and ensure a focus on patient safety.

[The Society of Radiographers has recently published guidance to prevent patient Identification incidents in Diagnostic Imaging, Nuclear Medicine and Radiotherapy – guiding principles for safe practice in the United Kingdom.](#)

Patient identification incidents (errors and near misses) are uncommon in diagnostic imaging, nuclear medicine

and radiotherapy in the United Kingdom (UK). Yet they continue to be an ongoing source of notifiable incidents for the UK regulators of The Ionising Radiation (Medical Exposure) Regulations 2017 and the Ionising Radiation (Medical Exposure) Regulations (Northern Ireland) 20182, hereafter referred to collectively as IR(ME)R. This guidance considers how to approach patient safety differently to prevent these incidents

Around 45 million diagnostic imaging tests are safely and effectively delivered each year. During the 2019 financial year 1,980,061 radiotherapy attendances, or 147,025 episodes of radiotherapy, were delivered in England and Wales. The vast majority of tests and treatments are delivered to the right person at the right time and patients receive an appropriate, justified, radiation dose. However, a small number of individuals receive a procedure where none was intended or they receive the wrong procedure. This typically happens because they are either referred incorrectly or are incorrectly identified during their appointment or attendance. Accidental or unintended exposures can be consequences of patient identification incidents anywhere in the care pathway. For this small percentage of patients, the outcomes may range from inconvenience at best to significant harm in the worst cases. People have a reasonable expectation to receive healthcare that is intended for them and to be protected from avoidable harm. Correct identification of the patient underpins the delivery of safe healthcare. It should precede every action and interaction. Patient identification incidents are not exclusive to diagnostic imaging, nuclear medicine and radiotherapy but the focus of this guidance is on how to get it right every time in those specific patient pathways.

Establishing a well-led, open, honest, robust and safe culture of reporting and learning from misidentification incidents improves patient and staff safety. Making real-time accurate patient identification part of the regular audit cycle will embed good habits into normal behaviour. Developing robust procedures to alert medical and non-medical referrers to patient identification incidents and sharing the learning more widely will help to embed a minimum safe standard at organisational level. Ensuring staffing levels are appropriate for safe service delivery and that staff have appropriate

rest breaks may help reduce slips and lapses caused by fatigue.

Patient identification incidents in diagnostic imaging and nuclear medicine are uncommon and are even less common in radiotherapy. There is a wealth of easily accessible guidance on how to develop safe and robust patient identification policies and procedures. All NHS organisations in England should have an appointed Patient Safety Specialist and all employees should receive enhanced patient safety training. It is recommended that local written procedures are reviewed to ensure that they align and that they reflect what happens in practice.

It is recommended that service leads in diagnostic imaging, nuclear medicine and radiotherapy seek to review their high-level organisational policies and ensure that a minimum safe standard for positive patient identification exists which is promulgated to all staff.

It is recommended that radiology service managers promote and support personal accountability and reflective learning. This may be done by adopting a common and consistent approach to incidents.

For example, anyone who identifies an incident should:

- understand the immediate actions required to prevent harm
- refer to a written procedure for recording the incident
- receive feedback from the investigation (either individually or as a group, whichever is more appropriate)
- understand their responsibilities under Regulation 20 (Duty of Candour) of the Health and Social Care Act 2008 (Regulated Activities) Regulations 2014, SI 2014/293640
- identify the learning points and mitigating actions to prevent a repeat incident service leaders should:
- communicate the learning to all staff
- ensure any identified improvements/procedural changes are applied to practice
- measure the impact of the changes.

Radiographers and other healthcare professionals, such as assistant practitioners, nuclear medicine technologists, sonographers, nurses, radiologists and clinical oncologists, all have a duty to reduce the risk of harm

to patients in their care. It is a minimum requirement for registrants with healthcare regulators and is a common principle across the professions. When we refer to radiographers in this guidance, we include the radiographic workforce as a whole.

Inclusive practice or behaving in a way that makes all people or groups of people feel included and valued, is integral to effective healthcare. There are overarching principles and valuable learning points throughout that apply equally to non-ionising radiation practices such as magnetic resonance imaging and ultrasound.

Understanding gender diversity and diversity in sex characteristics enhances safe practice. We present some of the considerations for healthcare professionals delivering care to transgender, non-binary and intersex (TNBI) individuals. People are all different and have personal health and care needs. It is the responsibility of all radiographers to develop competent skills to recognise and support those needs. Some people experience social exclusion due to their sexual orientation, gender identity or physical variations in sex characteristics (VSC). This may put them at increased risk during their pathway through diagnostic imaging, nuclear medicine or radiotherapy. Well-trained, informed and non-judgemental radiographers are advocates for the safe navigation of patients through their diagnostic and treatment journeys.

The guidance was produced in response to radiographers seeking advice from the Society of Radiographers about how to make their patient environments more inclusive and how to ensure their radiographic practice meets current legislative requirements. It supports employers to ensure their written procedures are fit for purpose and enables operators and practitioners to comply with IR(ME)R regulation.

There are approximately 5–600,000 people who identify as transgender or non-binary in the UK. This is the best estimate based on 1% of the population. Upper estimates of adults identifying as trans or non-binary are as high as 4.5% of the population when including full gender variance. Publications use best estimates as some people might not want to disclose, some may be living in stealth and, until recently, gender monitoring

questions only included binary options of 'male or female' or 'prefer not to say', resulting in a lack of accurate data. It has been estimated that 1.7% of people are born with variations in sex characteristics (VSC)/intersex globally, and some of these individuals may have childbearing potential. VSC/intersex occurs naturally and relates to physicality rather than gender identity. VSC/intersex are umbrella terms used to describe physical sex development that differs from what is generally expected of 'males' or 'females'. These variations are congenital and can be chromosomal, gonadal, anatomical or hormonal. VSC/intersex individuals might identify as cisgender, transgender or non-binary. It is important that healthcare professionals do not conflate transgender status with having an intersex variation.

Complying with the IR(ME)R, GRA and EA can raise some challenges. A patient's gender history is protected by law, yet operators, as duty holders under IR(ME)R, must make enquiries about possible pregnancy to prevent harm to a fetus. To comply with all aspects of legislation and to treat individuals with respect and dignity, radiographers making pregnancy and breastfeeding enquiries should:

- not rely on assumptions about a person's gender identity or sex characteristics
- be aware that the referrer may not have been able to share information about the transition or pregnancy status of a person, or been aware that the person had a VSC/intersex variation
- be aware that if a person consents to share their trans status, they might not be consenting to share it further, and so careful consideration must be made with regard to documentation for each episode of care
- know what is meant by informed consent
- ensure no one is disadvantaged because of their sex or gender
- ensure the same processes and procedures are applied to everyone
- know the procedure in the event that information on the possibility of pregnancy cannot be obtained or is unclear
- ensure all reasoned decisions are documented in line with local procedures.

## AUSTRALASIA

## NEW ZEALAND

I am very pleased to be able to present my first report as the new ISRRT representative of the New Zealand Institute of Medical Radiation Technologists. My name is Jill McConachie and I have been given the pleasure of taking over from Kathy Colgan as the ISRRT representative. I work at Southland Hospital, the southernmost hospital in New Zealand where I am currently the Charge MRI Technologist and Acting Manager. I have been on the Board of Directors of the NZIMRT since 2012, serving as the President from 2013-2015.

As I write this, our conference team for 2022 from Palmerston North is getting busy to host our first in person conference since the COVID pandemic began. Our symposium in Queenstown was postponed for both 2020 and 2021, so will now be a full conference in 2023.

The conference in Palmerston North has many excellent speakers lined up and there is a lot of excitement to be able to meet face to face. Although over the past two years there has been many quality education sessions offered on a virtual platform, the ability to talk and network with colleagues cannot be underestimated.

For any member looking for journal articles for CPD or general interest I would encourage you to seek out the Journal of Medical Radiation Sciences. This journal is a collaboration between the NZIMRT and Australian Society of Medical Imaging and Radiation Therapy. There are many high quality articles from Australia, New Zealand and International. This is an open access journal and is an excellent resource.

I am very much looking forward to meeting with my ISRRT colleagues in Thailand in December and being able to share ideas and experiences. Fingers crossed that COVID doesn't hamper us any further!

**Jill McConachie**  
New Zealand ISRRT Representative



## INDIA

## National Conference of Society of Indian Radiographers 2023

The next National Conference of Society of Indian Radiographers to be held in Goa, February 10-12, 2023 was announced by Mr Vilas Badane, Mr Jagadish N. Jagtap and Mr Prahlad of Radiographers' Association of Maharashtra.



## New Secretary General appointed

As the post of Secretary General is vacated due to the retirement of Sri. Rama Chandra Reddy, the EBM unanimously resolved and elected Mr Jagadish N.



Jagtap from Maharashtra as the new Secretary General. The remaining office bearers will continue as usual. The new office bearers will be elected at the next National Conference to be held in Goa in 2023.

## New female radiographers appointed as office bearers

The EBM resolved to reserve one Vice President, one Joint Secretary and one

Coordinator for Women Radiographers to encourage the female radiographers. Hence the following female radiographers were appointed as office bearers as mentioned below:

- Vice President:  
Mrs Nandita Mane (Maharashtra)
- Vice President:  
Mrs Jayasheela Ceera
- Joint Secretary:  
Mrs Mahalaxmi (Tamilnadu)
- Women Coordinator:  
Mrs Bhuvaneshwari (Karnataka); and
- EC member:  
Mrs Sangita Sawant (Maharashtra)

Sri P. Ramachandra Reddy, Out Going Secretary General was felicitated and thanked for his services to the society. Sri, Srinvas and Sri Ashwat Narayana were also felicitated.

Sri K. Munirathinam was designated as Co-Chairman of SIR. Sri C. Marimuthu and SIR TN & PY team were appreciated



| SIR felicitating Sri P. Ramachandra Reddy as out going Secretary General.



| SIR 5th State Conference announced.



| SIR new office bearers.



for making large membership in last two years.

The EBM condemned the appointment of Doctors fraternity in the place of Allied Healthcare Professionals in the forthcoming National and State Commissions and demanded the state and Central Governments to appoint the Allied Healthcare Professionals only in the designated posts.

### Activities of SIR

SIR Tamilnadu & Pondicherry chapter conducted 5th State Conference July 23-24, 2022 at Trichi, Tamilnadu. The brochure is released the EC meeting held at Bengaluru.

The Ministry of Health & Family Welfare, Government of India has conducted a meeting on June 3, 2022 at New Delhi and discussed about the compilation of database of Allied Health Professionals. Sri Pawan Kumar Popli, Vice President attended physically the meeting and shared the views of Society of Indian Radiographers. Degree/Diploma recognized by UGC is mandatory for a practicing Radiographer. He also explained the status of Life Membership of SIR. Sri Damodara Naidu Koti, the President and Srinivasulu Siramdas working General Secretary also attended the meeting virtually and shared their views. They informed the ministry, the SIR is granting Membership only to the qualified Radiographers/Radiological technologists and till now 25 thousand life members registered across the Globe and the data form 2020 is in Digital Form. Prior to 2020 the data is being digitized.

The Executive Committee Meeting of Andhra Pradesh Chapter was held on 12.06.2022 at NRI Medical College, Vijayawada and the new office Bearers were elected in the presence of Sri Damodara Naidu Koti, the President and Sri Srinivasulu Siramdas, Working General Secretary. Mr. I Bharath, Queens NRI Hospital was elected as President, Mr. Prema Kumar, Kadapa was elected as General Secretary of Andhra Pradesh Chapter.

SIR represented the GOI on 13.06.2022 and raised the objections on the composition of the Interim Commission of Allied Healthcare Professions. SIR opposed selecting the experts from the same department of Medical Physics from the Category 8 of the Schedule

where a large sector of radiographers/radiological technologists were placed but ignored.

SIR represented the GOI on 17.06.2022 and condemned taking of the third person from the same category of Medical Physicists as Special Invitee for National Commission for Allied Healthcare Professions.

Sri Damodara Naidu Koti, the President SIR is delivering a Guest Lecture in the Continuing Medical Education Program for Technologists being conducted by Deenanath Mangeshkar Hospital & Research Centre, Pune on 3rd July 2022.

SIR Telangana State Chapter is conducting Prof. KSR Best Scientific Paper Competition for Student Radiographers across the country during November 2022. Date is yet to be announced.

**Srinivasulu Siramdas**  
**Working General Secretary, SIR**

### INDONESIA

#### PARI Indonesia Celebrating World No Tobacco Day 2022

The Indonesian Society of Radiographers (PARI) participated in a joint campaign with ISRRT and WHO to commemorate World Tobacco Free Day in 2022 with the theme "tobacco: Threat To The Radiography Profession". This campaign is ISRRT's support for the WHO framework convention on tobacco control (WHO FCTC). The campaign is carried out through the publication of photos on social media from May 27-31, and celebrations on the main date May 31, 2022. All radiographers in Indonesia celebrated World Tobacco Free Day. ■



### SRI LANKA

The Society of Radiological Technologists, Sri Lanka (SRTSL) is engaged in the process of organizing a Bachelor of Science Honours in radiography degree at the Open University of Sri Lanka (OUSL). The initial steps have been taken by signing a Memorandum of Understanding (MOU) between the OUSL and SRTSL for the collaboration.

The four year curriculum has been prepared according to the Sri Lanka Qualification Framework (SLQF) guidelines. The primary objective is to open the door to the present holders of Higher Diploma in Radiography and Radiotherapy to update their qualification to an honours degree.

According to the MOU the SRTSL has to support for the preparation of the curricula and to establish a Radiography department with an equipped X-ray room for the practical training.

The society is requesting the ISRRT and the member countries to provide assistance in this regard.

Sri Lanka is facing the worst economic crisis at present and is trying to rise from the dust. So the SRTSL appeals to the ISRRT and member countries to help build and equip an X-ray room at the OUSL for the Practical Training of the students. If any member society comes forward to help us, an official request can be sent.

Once the Degree programme is established the educational activities will mainly be online and the subject experts around the world will be able to join as external resource personnel. We wish to invite you to join.

Let us join hands to upgrade the profession.

**V.G.Wimalasena**  
**President, SRTSL**



## MALAYSIA

Malaysian Society of Radiographers have organized multiple activities for 2022,

We were under a movement control order in 2021 due to COVID-19. Thus, the voting of new members in the Annual General Meeting that was supposed to take place in the second month of 2021 was postponed. Finally, in December, we can invite all members to the Primera Hotel, Kuala Lumpur, for the 51st Annual General Meeting. Then, new committee members were appointed.

Malaysia experienced flooding following the appointment of the new committee members on December 17, 2021. The disaster suddenly happened in places where flooding was not anticipated. The Flood Relief Fund Mission for Malaysian Radiographers started a collection on December 23, 2021, becoming the first mission as a new Malaysian Society of Radiographers committee member. The exco member who was doing charity visited the victims who had been harmed and handed them some donations from Malaysian Radiographers to help ease their burden.

Even though we begin with negative news, we strengthen our society by planning events in MSR Planner 2022 to direct society toward better planning of events for this year. In order to publicize the events and attract more participation, MSR invited the strategic partners to



break their fast on April 9, 2022, during the holy month of Ramadan.

Every month, successful CME events, workshops, and conferences have been hosted, including:

**CME Research category:** Good researcher: Why smart people don't know they have the wrong ideas on January 22, 2022

**CME Radiography in Paediatric:** Sclerotherapy procedure in the treatment of craniofacial vascular malformation for pediatric patients and skeletal survey on pediatric patients on February 19, 2022

**CME Management category:** Are you able to meet our standards? Hiring Manager perspective on March 19, 2022

**Webinar Online and Workshop:** Colloquium Malaysian Diagnostic Radiographers Conference on March 26, 2022

**CME CT Scan Category:** CT Brain Perfusion in Managing Stroke Patients in HCTM UKM and High Impact Trauma Imaging in CT Scan

**Webinar Radiology:** Skeletal Survey on pediatric patients organized by PARI Indonesia on June 12, 2022

#### Workshop and Conference: June 24-26, 2022

Theme: Artificial Intelligence in Medical Imaging & Profession Sustainability in the Pandemic Era. Annual Scientific Meeting and 52nd Annual General Meeting held in Noble Resort Hotel Melaka, attended by our keynote speakers, Dr Napapong Pognapang, The Vice President, Asia and Australasia, ISRRT and Ms Tan Chek Wee, Regional Director Asia-Australasia, ISRRT. Ms Hajah Farina Binti Zulkernain, The Director of Allied Health Sciences Division, Ministry of Health Malaysia, officiated the opening ceremony. Our strategic partners supported this event: LAC Medical Malaysia, SIEMENS Helathineers, AGFA Malaysia, Abex Medical Malaysia Sdn Bhd, Canon Medical Malaysia, DCH Auriga, Bayer, H&A Medical Supply Sdn Bhd, transmedic, Fujifilm Malaysia, Shimadzu, Avant-Med Sdn Bhd and Pharmaco. At least 190 participants attended the programme. Pre-Conference Workshop was successfully organized by SIEMENS Helathineers, Abex Medical Malaysia Sdn Bhd and AGFA Malaysia. For the GALA Dinner and Product Presentation, LAC Medical Malaysia Sdn Bhd provided sponsorship. In the evening, the 52nd Annual General Meeting was held with a briefing on ACT 774, the Allied Health Professions Act, in Malaysia. Six partners sharing sessions from vendors, Six university plenary speakers and competition between six oral and thirteen poster presenters were part of the Annual Scientific Meeting.

A heartfelt moment, above, when Puan Hajah Farina Binti Zulkernain, the Director of the Allied Health Sciences Division, Ministry of Health Malaysia, asked everyone to rise and give a hearty round of applause to radiographers who worked as frontliners during the COVID-19 pandemic during the opening speech during the Malaysian Society of Radiographers Annual Scientific Meeting



Photo taken by the Malaysian radiographers who experienced a flood disaster.





and 52nd Annual General Meeting. The opening ceremony, top, was officiated by Puan Hajah Farina Binti Zulkernain, the Director of the Allied Health Sciences Division, Ministry of Health Malaysia, accompanied by Ts Sawal Marsait, President of MSR, Dr Napapong Pognapang, The Vice President, Asia and

Australasia, ISRRT and Ms Tan Chek Wee, Regional Director Asia-Australasia, ISRRT during the MSR Annual Scientific Meeting and 52nd Annual General Meeting.

In the evening, the 52nd Annual General Meeting was held together with a briefing on ACT 774, the Allied Health Professions Act, in Malaysia.

The Malaysian Society of Radiographers (MSR) received funding from Business Event Sarawak on March 30, 2022, and as a result, the 24th Asia-Australasian Conference on Radiological Technologies will take place August 11-13, 2023. We posted the advertisement on our Media Social, Facebook, and programme book while the event was taking place to alert the radiographers to our next important event at the Borneo Convention Centre in Kuching, Sarawak. We cordially invite all radiographers worldwide to come to Sarawak and participate in this conference.

**Nur Hafizah Mohad Azmi**  
**MSR Editorial Board**



| SIEMENS Healthineers successfully organized Pre-Conference Workshop.



| Abex Medical Malaysia Sdn Bhd successfully organized Pre-Conference Workshop.



| AGFA Malaysia successfully organized Pre-Conference Workshop.



| LAC Medical Malaysia Sdn Bhd sponsored the Gala Dinner and Product presentation.



| The participants of MSR ASM and 52 AGM.



## AFRICA

## SOUTH AFRICA

During February to May 2022 two complimentary webinars, and one virtual symposium (6th VS), were hosted by the Society of Radiographers of South Africa (SORSA). These events were attended by 900 delegates from South Africa and globally (n=301/webinar 1; n=262/webinar 2; and n=306/ 6th VS). A clinical psychologist discussed the impact of the Covid-19 pandemic on healthcare professionals at the first webinar; a medicolegal consultant at the second webinar underscored medicolegal issues for radiography, especially when things go wrong. The theme of the 6th VS was "A broad brush approach". There were seven speakers who presented papers on: the ethics of undergraduate and postgraduate student involvement in medical training; ethics in paediatric patient care/conflicts in patient care; an ethical perspective in terms of comparisons of medical imaging techniques; maxillo-facial tumour imaging CT vs MRI imaging; principles of a photon counting CT scanner; AI in radiotherapy; and the role of radiographers in creating an awareness of radiation dose for referring doctors. SORSA hosted its 7th virtual symposium on July 23, 2022. The programme included inter alia, legal principles governing the use of AI in radiology in South Africa; ethics and professionalism in patient-centered radiography practice; and children's rights in terms of reporting non-accidental trauma.

A CPD event was hosted by SORSA members in Bloemfontein on June 25, 2022. Topics included ethics in the workplace, nuclear medicine studies, and career-pathing. SORSA will be hosting a webinar, and a virtual symposium, later this year.

SORSA submitted a recommendation to the Health Professions Council of South Africa, professional board for radiography and clinical technology (PBRCT), that artificial intelligence (AI) should be included in undergraduate courses as well as in postgraduate courses/modules for radiographers in South Africa. SORSA suggested to the higher education institutions (HEIs) that offer radiography

programmes that all students should access the WHO policy on ethics in radiology imaging, and the AI guidelines.

In keeping with SORSA's core value of "ensuring quality radiographic training and development programmes are maintained", SORSA participated in advisory board meetings of two HEIs that offer radiography programmes during the first half of 2022. SORSA also participated in the PBRCT stakeholders' meeting in May 2022.

## TANZANIA

Tanzania Association of Radiographers (TARA) has held several activities and celebrated some critical events.

The Government of Tanzania also contributes much to the growth of Radiography and the high availability of radiology services in Tanzania.

## AGM Nov 12-14, 2021

TARA was addressing several issues to the guest of honour Dr Dorothy Gwajima (Minister of Health, Community Development, Gender, Elderly and Children (MoHCDEC) of that time and request the ministry of Health to expand the human power resource in Medical Radiology and Imaging Professional


Council (MRIPC) and to the office of Head of radiology and imaging services of MoH. It was requested to get a professional Radiographer to the President's Office-Regional Administration and Local Government (PO-RALG) for governance and to increase human resources at the centre of Radiology to enhance good services delivered. April 2022, Mr Michael Tuhoye (radiographer) was appointed to the PO-RALG. The Government has increased the manpower to the Office of MRIPC and Office of Head of Radiology and Imaging services of MoH. Also, more than 100 opportunities of employment was delivered to radiographers in July 2022. This was the greatest achievement of radiographers done by President Hon Samiah Suluhu Hassan through the Ministry of Health and PO-RALG.

## January, 2022

The TARA executive leaders General Secretary and deputy secretary, together with the Heads of a section of the Radiology unit from Mnazi Mmoja Referral Hospital was visiting the Ministry of Health of Zanzibar and conducting the meeting hosted by Minister of Health of Zanzibar Hon Nassor Ahmed Mazrui. TARA we address several issues for the preparation of AGM 2022 upon the decision of members to the minister, plan to conduct ultrasound screening during world radiography day 2022 and way to enhance the radiology services including the regulatory council of radiology for Zanzibar Island.







#### January to June 2022.

The Ministry of Health was in the progress of creating the National Medical Radiology and Imaging Implementation Strategy for five years (2022-2026) which was signed officially to be used by Permanent Secretary MoHin July 2022.

The president of TARA, former TARA President, Secretary, Treasurer and other TARA members including another professional from the office of MRIPC,

district level to health centers, increase human resources and employment opportunities for radiographers which in turn improves the radiology services in Tanzania.

#### June 3-13, 2022

Afya Check of Clouds FM in partnership with the office of the Regional Commissioner has been conducting a free annual health check where the

College institutions, and National and Referral Hospital institutions were participating regarding their experience and capacity voted by the organizing team from the Ministry of Health under Head of Radiology and Imaging Services Mr Gerald Mrema.

Through these strategies, enhance the availability of CT-Scan to the whole Regional Referral Hospital, enhance the availability of x-ray machines from

Tanzania Association of Radiographers in collaboration with Radtech Specialized Hospital was participating to provide free ultrasound screening.

The campaign was done for all five local government authorities (Municipals) of Dare Salaam city and more than 2000 people were screened.

The campaign is planned to take in at Mwanza on August 4, where TARA will be participating.

#### June 6-11, 2022

The Registrar of Medical Radiology and Imaging Professional Ms Catherine Semkudiwa is conducting Supportive supervision at Kigoma and Tabora together with a member of the council (General Secretary representing TARA-Omary Msehwa) and Mr Euniace Bandio.

The registrar uses the opportunity to remind the radiographers to do their daily activities regarding the ethics and code of conducting professional. Also, TARA uses that opportunity to make awareness to our members to be active and participate in the seminar prepared by TARA for professional development.

### June 23-24, 2022

The Muhimbili University of Health and Allied Science in collaboration with TARA and Medical Radiology and Imaging Professional Council organizing the Third International Neuroradiology Conference (3rd-NEURORAD) under the theme "Neuroradiology in Africa, where we are and the way forward".

Different topic titled Bridging of the Diagnostic Neuroradiology gaps (Developing vs. Developed countries, Trauma, Neoplasm, Stroke and Infection, Pediatric Neuroradiology, Use of Artificial Intelligence, Contrast media and Radiation Protection was presented.

The guest of Honor was Hon Dr Aifello W. Sichelwe (Chief Medical Officer, Ministry of Health).

Participants over the world participated in a virtual and online webinar.

### July 1, 2022

The Tanzania Medical Imaging and Radiotherapy Student Association (TAMIRASA) branch of Muhimbili University was launching their Association where staff from Muhimbili, Former TARA leaders, the President of TARA, a representative of the TAMIRASA branch of CUHAS and other members were attending. This was initiated from AGM-2021 to form student associations for the leaders to be ambassadors of TARA during their studies to prepare the next TARA generations for the future after completing their studies.

### World Radiography Day 2022

TARA is planning to do General Election during the Annual General Meeting in November 2022 as stated in its constitution the Election shall be conducted after the

term of three years.

During World Radiography Day 8 Nov 2022, the TARA cabinet plans to conduct the ultrasound screening over the whole of the country by expanding the service to the Zanzibar islands which was not conducted before. ■

On behalf of the Executive Committee,  
**Omary H. Msehwa**  
**General Secretary of Tanzania**  
**Association of Radiographers**

## News & Views

### Editorial submissions & deadlines

Deadline for the three issues per year are:

- March 10 (April issue)
- July 10 (August issue)
- November 10 (December issue)

All material must be sent electronically.

Advertisements and images must be sent as high resolution PDF, TIF, EPS, JPEG files.

You are invited to comment in relation to the ISRRT newsletter editorial content and make suggestions for future issues.

All comments will be considered by the Editor and the Editorial Committee.

### Advertisements/Secretariat

A section is reserved for the advertising of educational programs, courses or new radiological texts.

*To submit news or to advertise please contact:*

ISRRT Consultant CEO:

Mr Dimitris Katsifarakis

ceo@isrrt.org





[www.isrrt.org](http://www.isrrt.org)