



**ISRRT**  
INTERNATIONAL  
SOCIETY OF  
RADIOGRAPHERS  
& RADIOLOGICAL  
TECHNOLOGISTS

AUG 2020

# NEWS & MEDIA

FROM AROUND THE WORLD



**NIGERIAN  
FRONTLINE  
WORKERS**

**ECR  
2020**



**WHO  
WORLD NO  
TOBACCO  
DAY**

**FACEBOOK  
LIVE**



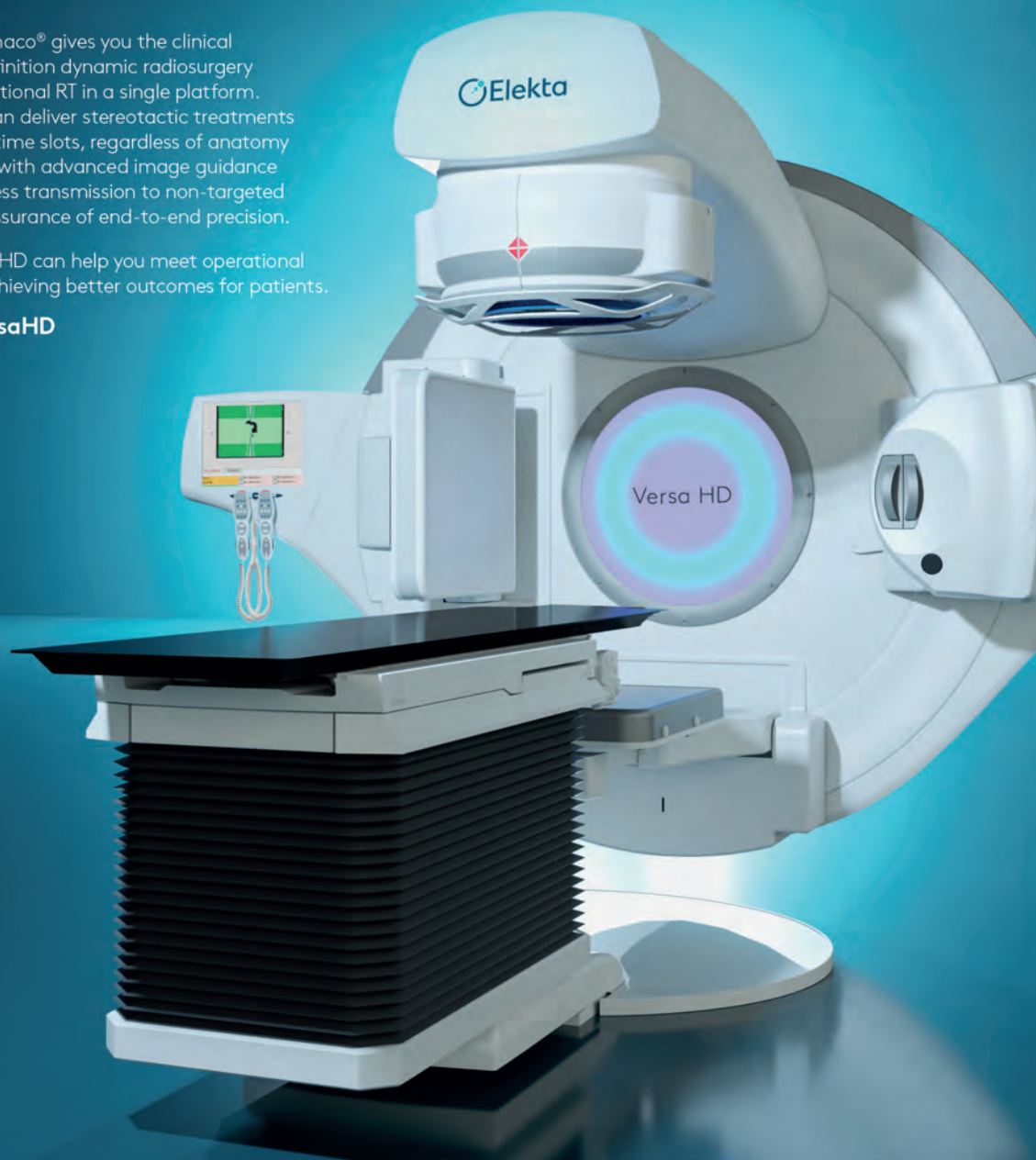
# VersaHD.

## Powered by high definition dynamic radiosurgery.

Versa HD™ with Monaco® gives you the clinical flexibility of high definition dynamic radiosurgery (HDRS) and conventional RT in a single platform. HDRS means you can deliver stereotactic treatments within standard RT time slots, regardless of anatomy or complexity. And, with advanced image guidance tools and up to 5x less transmission to non-targeted regions, you have assurance of end-to-end precision.

Discover how Versa HD can help you meet operational efficiencies while achieving better outcomes for patients.

[elekta.com/VersaHD](http://elekta.com/VersaHD)



Focus where it matters.

 Elekta

Art. No. 4515 371 1539\_03.17 © 2017 Elekta AB (publ.) All mentioned trademarks and registered trademarks are the property of the Elekta Group. All rights reserved. No part of this document may be reproduced in any form without written permission from the copyright holder.



# I CONTENTS

## REPORT

ECR 2020 Summer Edition virtual meeting .....	22
Nigeria radiographers as frontline workers .....	26
Philippines recognise frontline workers during COVID-19 .....	28

## ARTICLE

Greek Radiological Technologists initiatives to confront Pandemic COVID-19 .....	14
COVID-19 Resource Update .....	16
ISRRT implements Facebook Live Social Media .....	20
Indonesia: Professional Standard in radiographers practice established .....	32
ISRRT Tobacco Free Campaign a huge success .....	34

## NEWS

News from member societies:	
Australasia: New Zealand, Vietnam, Myanmar .....	45
The Americas: America, Canada .....	46
Africa: Nigeria, South Africa, Tunisia .....	48
Europe: Sweden, Ireland, United Kingdom .....	50

## REGULARS

ISRRT Officers of Board of Management .....	4
ISRRT Committee Regional Representatives .....	4
President's report .....	5
CEO report .....	8
Contact details for ISRRT editorial and advertising .....	9
Treasurer's report .....	10
Public Relations report .....	37
Professional Practice report .....	38
WRETF .....	43



ISSN NO. 1027-0671

### ISRRT Editorial Committee

Alain Crompt  
Donna Newman  
Sharon Wartenbee  
Dimitris Katsifarakis

### Editor

Rachel Bullard

### Production & Design

Deep Blue Design Studio  
[deepbluedesign1@me.com](mailto:deepbluedesign1@me.com)

[www.isrrt.org](http://www.isrrt.org)

Views expressed in this Newsletter are not necessarily those of the ISRRT.

# ISRT OFFICERS: BOARD OF MANAGEMENT

## PRESIDENT

Donna Newman  
[donnanewman@gmail.com](mailto:donnanewman@gmail.com)

## VICE PRESIDENTS

### The Americas

Terrence (Terry) Ell  
[terryell@shaw.ca](mailto:terryell@shaw.ca)

### Asia and Australasia

Dr Napapong Pongnapang  
[napapong@hotmail.com](mailto:napapong@hotmail.com)

### Europe and Africa

Håkon Hjelmly  
[hakon@radiograf.no](mailto:hakon@radiograf.no)

## REGIONAL DIRECTORS

### Europe

Euthimios (Tim) Agadakos  
[eagadakos@gmail.com](mailto:eagadakos@gmail.com)

## Africa

Boniface Yao  
[kwame\\_boniface@yahoo.fr](mailto:kwame_boniface@yahoo.fr)

## Asia and Australasia

Tan Chek Wee  
[sunrisepl@hotmail.com](mailto:sunrisepl@hotmail.com)

## The Americas

Sharon Wartenbee  
[wartenbee@sio.midco.net](mailto:wartenbee@sio.midco.net)

## TREASURER

Philippe Gerson  
[philgerson@neuf.fr](mailto:philgerson@neuf.fr)

## DIRECTOR OF EDUCATION

Yudthaphon Vichianin  
[yudthaphon@gmail.com](mailto:yudthaphon@gmail.com)

## DIRECTOR OF PROFESSIONAL PRACTICE

Stewart Whitley  
[aswhitley@msn.com](mailto:aswhitley@msn.com)

## DIRECTOR OF PUBLIC RELATIONS & COMMUNICATIONS

Alain Crompt  
[acrompt@ac-consultant.ca](mailto:acrompt@ac-consultant.ca)

## CHIEF EXECUTIVE OFFICER SUPPORT SERVICES

Dimitris Katsifarakis  
[ceo@isrrt.org](mailto:ceo@isrrt.org)

## FINANCE COMMITTEE

Philippe Gerson  
Napapong Pongnapang  
Terry Ell  
Håkon Hjelmly  
See Board of Management for Finance Committee contact.

# ISRT COMMITTEES REGIONAL REPRESENTATIVES

## EDUCATION COMMITTEE

### Europe

Ozan Tekin  
[tekin765@gmail.com](mailto:tekin765@gmail.com)

### Africa

Hesta Friedrich-Nel  
[hfried@cut.ac.za](mailto:hfried@cut.ac.za)

### Asia and Australasia

Yudthaphon Vichianin  
[yudthaphon@gmail.com](mailto:yudthaphon@gmail.com)

### The Americas

Dr Robin Hesler  
[lscolonel@rogers.com](mailto:lscolonel@rogers.com)

## PROFESSIONAL PRACTICE COMMITTEE

### Europe

Pam Black  
[pamb@sor.org](mailto:pamb@sor.org)

### Africa

Elizabeth Balogun  
[kanmibalo@yahoo.com](mailto:kanmibalo@yahoo.com)

### Asia and Australasia

Naoki Kodama  
[n\\_kodama@jart.or.jp](mailto:n_kodama@jart.or.jp)

### The Americas

Christopher Steelman  
[csteelman@x-rayintl.org](mailto:csteelman@x-rayintl.org)

## PUBLIC RELATIONS & COMMUNICATIONS COMMITTEE

### Europe

Hanna Kalliomäki  
[hanna.kalliomaki@sorf.fi](mailto:hanna.kalliomaki@sorf.fi)

### Africa

Stephen Mkoloma  
[stephenmkoloma@hotmail.com](mailto:stephenmkoloma@hotmail.com)

### Asia and Australasia

Edward Wong  
[wongthe@gmail.com](mailto:wongthe@gmail.com)

### The Americas

Timmerie Cohen  
[tfcohen@vcu.edu](mailto:tfcohen@vcu.edu)

# PRESIDENT'S MESSAGE



**DONNA NEWMAN**  
ISRR PRESIDENT

## DEAR ISRR MEMBERS,

As I write this column the world is experiencing a challenging time with the COVID-19 pandemic affecting most countries worldwide. As you receive this August issue of the *News & Views* many of us would normally have been in full swing participating while attending our ISRR World Congress in Dublin, Ireland enjoying educational sessions, handling the business of the ISRR profession at the Council meeting and networking with our fellow professionals.

I am pleased to report to our member that although this pandemic is happening and cancelling many of our countries 'Face-to-Face' meetings this year, the ISRR Board of Management (BOM) has taken action to purchase software to facilitate for online meetings and webinars to continue the ISRR's work and business as well as effectively communicating with our members.

One of the ISRR's key societies strengths is the diversity of its members and leadership that extends beyond the ISRR BOM. The ISRR is re-purposing potential programs to meet the needs of our members societies during this turbulent time around the world. We understand that collaboration with member societies and representation on the global level for the

profession together with education is at the top of our members priority list.

The ISRR continues to work in these seven priority areas to show why ISRR is of value to its members:

- Collaboration and Networking
- One Global Voice
- Representation on a Global Level
- Global Standard Development
- Elevation of standards of Care for Patient
- Development of Safety Standards for Professionals
- Education

This is a challenging but exciting time for our members as your BOM leads the way forward and creates new ideas and opportunities for its members. I am proud of the work that our ISRR member experts and our ISRR BOM developed and produced on COVID-19 pandemic. This includes development of educational materials and modality procedure best practice guidelines which are available on our E-learning center. These will help in the development of Safety Standards for the profession. This is housed on the ISRR Website [www.isrr.org/e-learning](http://www.isrr.org/e-learning)

Although the ISRR and the Irish Institute of Radiography and Radiation Therapy Society



Facebook Live Session two panel discussion  
clockwise from top left:  
Napapong Pongnapang Host,  
Donna Newman ISRR President,  
Yudthaphon Vichianin ISRR Director of Education,  
Denise -Choong Al Wen Vice President of Singapore,  
Richard Evan's CEO SOR (UK),

had to postpone the World Congress until August, 2021 we hope that this pandemic will pass soon so that we can again be together serving our profession face-to-face.

As your President, both myself and your ISRRT BOM have been busier than ever since the pandemic hit. I would like to highlight some of these projects demonstrating the ISRRT's value to its members. We have been working diligently since the last issue of *News & Views* to ensure we are bringing value to our membership through our work.

I am so proud of the work the ISRRT Public Relations committee under the leadership of ISRRT's Director of Public Relations, Alain Cromp for, developing ISRRT promotional material Representing One Global Voice for both the new E-learning programs and the new ISRRT Facebook live platform which has been running since early May of this year. We hope that as members you find this new platform a useful tool to showcase, collaborate and network the

great projects and work that your societies are undertaking within your countries relating to our profession. As some of you have already seen on the ISRRT website ISRRT announced their World Radiography Day theme, "Elevating Patient Care with Artificial Intelligence, radiographers are essential in elevating patient care".

The ISRRT has begun preparing for the 'World Radiography Day' with the publication of a second special edition for 2020 with the key message of 'Radiographers being essential in elevating patient care with AI.' We again hope to increase public awareness featuring the radiographer's vital role as part of the health care team.

This year we again collaborated with ISRRT member experts, ISRRT member societies and Regional Stakeholders. THANK YOU to all members experts and ISRRT members societies who took time to collaborate and educate others by showcasing the important role of radiographers in elevating patient care through the human touch in their specialty area with the use of artificial intelligence. We also

thank our ISRRT member societies for developing resources to support these activities.

As your ISRRT President I have been representing ISRRT at a global level. This includes the ISRRT membership committee work of various international stakeholder organizations including WHO, IAEA and ICRP, online platform meetings and presentations on behalf of the ISRRT on educational online platforms. It has been an interesting time as ISRRT President as I would have never dreamed, I would be wearing my ISRRT President medal representing our profession in an official zoom meeting platform during ECR 2020 or representing the ISRRT during an online panel discussion online right from my own home. Technology has allowed for most of the business of our profession to continue. Be reassured that as your President I will take every opportunity to represent you.

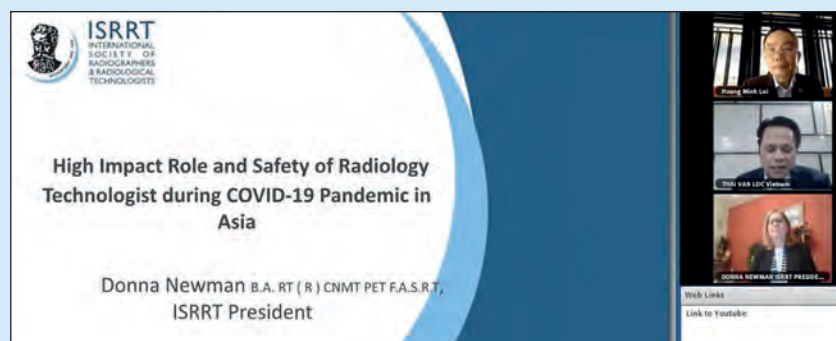
One of these projects that I believe our members will find of value in is the area of the 'Development of Safety Standards for the Profession and Elevating Standard of Care for the Patient'. I received an invitation from by Kimberly Applegate, ICRP Committee 3 Chair to serve as a member of ICRP Task Group 117, Radiological Protection in PET and PET/CT I was invited to review this document. As a member of this group we were tasked to develop an ICRP Publication on radiological protection in PET and PET/CT, give recommendations on occupational, patient, and public radiation protection issues. I co-wrote a chapter with a physician from Canada Dr Sandor Demeter on the subject of PET CT

Left, top to bottom:

ISRRT President Donna Newman presenting and welcoming participants to the COVID -19 International online session hosted by the Vietnam Association of Radiological Technologists, Philippines, Myanmar Society and ISRRT.

ECR 2020 summer session Donna Newman giving address during the ISRRT/EFRS meets session.

Donna Newman presenting ISRRT initiatives during Facebook Live session two on Role of International organization during the COVID-19 pandemic.





Dose management and quality assurance programs. I also co-wrote a chapter with Dr Ana Isabel Santos, Portugal on PET CT Education and ongoing training.

I was invited to participate in the Asian regional leadership webinar where experts from Asia, organized by the Vietnam society, PART and MSMRT were in collaboration with the ISRRT. This platform gave me an opportunity to collaborate and network with the Asian region and listen to experts from countries to discuss best practice standards during the COVID-19 pandemic.

The ISRRT Facebook live platform is our new platform which was developed by ISRRT Vice President of Asia/Australia Napapong Pongnapang and ISRRT Director of Education Yudthaphon Vichianin. This has created a great opportunity for our ISRRT member societies to not only collaborate and network, but also to provide a platform to help educate and share some best practice ideas globally which ultimately will contribute to elevation of standards of care for patients. As your ISRRT President, I was delighted to participate as a speaker and share the ISRRT's response to its members during the pandemic second Facebook Live session titled, "Response to what the members need: Role of Radiography professional organization during the COVID-19 pandemic".

We have taken the opportunity to feature several of our ISRRT BOM both as speakers and as panelist representing One Global Voice for the profession. I do believe this is a great platform to showcase our great membership societies and I am looking forward to the upcoming agendas in the next several months. These ISRRT Facebook live sessions will continue to present current professional practice issues facing our profession and current advances in technology. We hope the ISRRT members continue to find this type of education and collaboration platform of value to our members.

I am particularly proud of the work ISRRT Director of Professional Practice Stewart Whitley developed and turned around in a short 2-week period. There was an ask from one of our members during one of the Facebook live panel discussion last month to develop a draft position statement on the role of the radiography profession as Frontline Workers. Stewart showed true leadership pulling together input from his professional practice committee, input from the ISRRT BOM and Council members. The completed BOM approved position statement called 'ISRRT Position Statement Radiographers/RTs are frontline Health Care workers' is available for the next Facebook live session to allow for member societies to download and use within their countries. I believe this project would definitely fall into the category of Global Standard Development.

Of course, as your President I have been serving on several committees to help write and develop documents for the COVID Pandemic. One particular guidance document that I served on the writing committee was from the IAEA and in collaboration with the ISRRT, EANM, WFNMB, and in cooperation with the WHO is the publication on "COVID-19 Pandemic: Technical Guidance for Nuclear Medicine Departments". The guidelines were developed to help nuclear medicine departments adapt operating procedures to minimize the risk of COVID-19 infections amongst patients, staff and the public. The guidelines also draw attention to possible

shortages of essential imaging radiopharmaceuticals due to global air traffic restrictions.

Stewart Whitley and I also served on the WHO writing committee for the Annex1: Infection prevention and control for chest imaging in patients with suspected or confirmed COVID-19 which is part of the publication called 'WHO rapid advice

guide on the use of chest imaging in the context of the COVID-19 pandemic. This guide examines the evidence and makes recommendations for the use of chest imaging considering ultrasound, radiography and computed tomography.

As your President I have also taken every opportunity to present and provide these valuable documents through the medium of our ISRRT Facebook live platform as well as other regional and international online meetings that I have been asked to speak at.

I want to share with you another more important project that is under development with the WHO and IAEA related to COVID-19. A guidance on technical specifications for the acquisition of imaging equipment to support Member States in their response to COVID-19 pandemic. This guidance document is aimed to define the minimum technical requirements of ultrasound scanners, mobile digital radiography equipment and CT scanners with the primary purpose to be used in COVID-19 management but also suitable for multiple other general and specific purposes after the pandemic in different resource settings. Stewart Whitley and I received invitations to review these documents and reached out to key experts in the field to gather input and review of this document. As always it was a very short turnaround time of five days. I am happy to report that no matter the time frame given the ISRRT ensures that your radiographers voice is represented globally.

You can see from these projects that the ISRRT takes every opportunity it can to Collaborate and Network and to have representation as the One Global Voice for radiographers while Developing Safety Standards for Professionals and Elevating standards of Care for Patients

Know that the ISRRT appreciate your knowledge, skills expertise and care as frontline health professionals in the COVID-19 pandemic. Stay safe and know that the ISRRT is always here to support you. ■

**Donna Newman**  
ISRRT President



■ ISRRT President Donna Newman participating in the ISRRT Tobacco Free Campaign.

# CHIEF EXECUTIVE MESSAGE



**DIMITRIS KATSIKARAKIS**  
CEO

**DEAR COUNCIL MEMBERS OF THE ISRRT,**  
and readers of the ISRRT *News & Views*,

First and foremost, I wish this *News & Views* issue to find you and the people around you well, and safe from the Corona virus Pandemic.

It is common sense the fact that we are all facing unprecedented times.

The pandemic has spread and affected across the world, makes no discretion on the wealthy or poor, technologically advanced or under development countries.

The health care sector bears the duty to stand by and to support those who have been affected by the COVID-19 virus.

Radiographers/RTs have been, and still are, formulating the front line health care workers, among others, who receive the patient (either with symptoms or not) and undertake the task to provide the best diagnostic images to support their therapeutic scheme. They receive the patients in their hospitals no matter if those were huge university hospitals or rural clinics with limited imaging facilities.

Due to the pandemic social distancing is the main protection measure we all should do to stop spreading the pandemic, giving time to the health care systems of our countries to be better preparing themselves, and minimizing the chances for anyone to get infected by this new coronavirus COVID 19.

However, radiographers/ RTs cannot keep the distance from their patients, as they must position and support them during the imaging or the therapeutic procedure.

Personal Protective equipment (PPE) is the only available shield for radiographers/ RTs to protect themselves while they provide their services. Unfortunately, there was a considerable lack of the equipment globally, particularly the first weeks of the pandemic's outbreak and that has increased the exposure of our colleagues

(amongst other health care workers) to the easily spreading and deadly virus.

Some of our colleagues have suffered from it, mainly the first days of the pandemic, and unfortunately our global professional community is mourning imaging technologists' victims among the health care staff persons who lost their lives fighting the pandemic.

Our mind and souls are with them and their families. May their memory and humanitarian offer be kept in the eternity memory of the people.

The pandemic underlines that we are all in the same boat, a global boat and we all trying to escape with the minimum damage from this disaster.

Collaboration, communication, trustful exchange of scientific data and professional experiences is the way we are walking together some months ago, to find the best and viable solution to this pandemic.

ISRRT from the first week of the WHO pandemic's declaration by the WHO, has developed initiatives to support radiographers/RTs in their daily effort to image patients suffering COVID-19.

The already existed e-learning platform of the ISRRT (hosted in the [isrrt.org](http://isrrt.org)) was ready to receive further educational modules. Thanks to the leadership and commitment of the Emeritus Professor Peter Hogg (University of Salford) and the close collaboration with a large number of content authors from across the world and the collaboration between the ISRRT and EFRS there was a rapid development process, and the learning material was made freely and open available to all Imaging and therapy professionals (R/RTs).

I personally, as the ISRRT's Chief Executive, feel the obligation to thank my good friend Prof. Peter Hogg who communicated with me to explore the idea of development of



this Module. It was very well welcomed also by the ISRR President and the idea was made a fact.

Beyond that, ISRR has developed further actions to support R/RTs: Here I want to highlight that "ISRR developed the COVID-19 - ISRR Response Document - Appropriate and safe use of Medical Imaging and Radiation Therapy with infection control measures considered in addition to standard radiation protection procedures in response to the requirement for a technical guidance document which addresses the personal protective equipment (PPE) necessary for radiography personnel working in Medical Imaging and Radiation Therapy centers.

I am sure that many of you have already visited the relevant website page and have downloaded the document.

Some other important ISRR's initiatives were the three episodes of Webinar on the Role and responsibilities of R/RTs during the pandemic as well as the rhetorical question whether the R/RTs are the front-line workers.

By the analytics received during the FB video presentations there was a huge massive participation across the world. As a matter of fact, this increases ISRR's the obligation to work further and harder on that new educational tool we have.

The pandemic will come to an end. This is not a prediction, it is a lesson learned from the past.

Health Care Workers – among them R/RTs – and industry, are working hand-in-hand, to make this end happen sooner, by counting the minimum losses of human lives.

By staying united, by exchanging reliable information, by fighting the fake news and the rumors, and exercising solidarity and humanitarian feelings, one think is for sure:

In solidarity we will win, and the human community globally will be stronger and more united!

As the ISRR World Congress in Dublin has been postponed to August 2021, until we will meet again in person with many of you. ■

Warm regards,

**Dimitris Katsifarakis**  
Chief Executive ISRR

## 21ST WORLD CONGRESS POSTPONEMENT DUE TO COVID-19

Due to the current COVID-19 pandemic, IIRTT and ISRR have jointly decided to postpone the 21st World Congress to be held at the Convention Centre Dublin, Ireland from August 26-29 2020 to the same venue on **August 17-21 2021**. All registrations and sponsorship arrangements will be carried over to the new dates. We look forward to welcoming you to Dublin in August 2021 and are examining re-opening the Abstract submission process later this year and into early 2021 to take into account developments in our profession related to the COVID-19 outbreak.

## ADVERTISING INFORMATION

The ISRR Newsletter would like to invite readers and others to take advantage of the extent of our circulation and advertising service.

The ISRR Newsletter *News & Views* reaches 72 countries, 4,500 associate members, libraries and schools of radiography, government bodies and professional societies.

**The following are costs for  
colour advertising as at January 2020.**

	1 issue	2 issues	3 issues
<b>full page</b>	£300	£550	£750
<b>half page</b>	£225	£400	£500
<b>quarter page</b>	£100	£150	£200
<b>one eighth page</b>	£60	£100	£150

### SIZES:

#### FULL PAGE:

**NO BLEED:** 170mm x 228mm

**BLEED:** 210mm x 273

**HALF PAGE:** 210mm x 140mm

**QUARTER PAGE:** 92mm x 140mm

Please send hi-res print ready file (PDF, JPG) to:

CEO Email: [ceo@isrrt.org](mailto:ceo@isrrt.org)

Production Editor: [deepbluedesign1@me.com](mailto:deepbluedesign1@me.com)

# TREASURER MESSAGE



**PHILIPPE GERSON**  
TREASURER

## DEAR COLLEAGUES,

COVID-19 has of course modified all of our actions planned for 2020.

In addition to the Dublin World Congress and the ECR in Vienna, the workshops have also been postponed.

This did not prevent our association from keeping in touch with radiographers and providing online training sessions.

As in our hospitals, the massive use of new communication techniques has been used.

The ISRRT organized several webinars on COVID-19 with testimonials from board members but especially colleagues from different continents. With the webinars ISRRT was able to demonstrate that the ISRRT is capable of having a network of radiographers all over the planet.

Personally, I participated in 3 webinars:

The first organized from Canada by my friend Mohamed Khelifi with speakers from Canada, Tunisia, and Germany.

The second with our colleagues from South Africa, the Philippines, and Trinidad and Tobago.

The third with our Chinese colleagues by invitation and the participation of the ISRRT CEO Dimitris Katsifarakis.

Despite some technical difficulties, I must say that this new way of communication, which I was a little apprehensive about, has been a success.

We can see that COVID-19 has made it possible to urgently offer to all our colleagues the dissemination of information which, let us not forget, has been beneficial not only to radiographers but especially to the patients they are taking care of.

Nevertheless, this new way of communication, which will be used, I am sure, more and more in the coming

years, will not replace our workshops and congresses where it is important to meet face-to-face.

At the same time, I continued to carry on my relationship with many countries and in particular with the countries from the middle east. It is a region of the world that has to be present in our big ISRRT family. Palestine has just joined us and it is expected that the UAE will also be a member of our association in the coming weeks along with RASE (Radiographers Association of Emirates).

As treasurer, I have to finish with the finances of our association, which are under control, thanks to the huge work of our CEO but also all of the board members who have fully respected the commitments that our president and myself took on our election, namely to do even better with less money.

My deepest regret is that I cannot meet you this year in Dublin but I am sure 2021 will be a better year, anyway. ■

**Philippe Gerson**  
**ISRRT Treasurer**



# Designed to work the way you work

FlowSens®



OptiStar® Elite



OptiOne®



OptiVantage®



Illumena® Néo



**Quality, Efficiency  
Flexibility, Safety**

Ready-Box®



**LF@guerbet.com  
www.guerbet.com**


**Guerbet** |   
Contrast for Life

**Disclaimer:** these products are medical devices intended for use by medical imaging and diagnostic health professionals, for injection of contrast media and saline solutions during a CT exam. For complete information about precautions and optimal usage conditions for these medical devices, we recommend consulting the instructions notice/user's manual. Ensure that injection from multi-dose containers and to more than one patient respects the valid rules of good practice and the marketing authorisation (MA) of the contrast agent and local regulatory requirements.

FlowSens®, OptiStar® Elite, OptiOne®, OptiVantage®, Illumena® & Ready-Box® are trademarks of Guerbet & Liebel Flarsheim. Patents requests on-going. FlowSens®: Class IIb – CE0459 – Manufacturer: MEDEX - 240 Allée Jacques Monod, 69800 Saint-Priest, France. OptiStar® Elite, OptiOne®, OptiVantage® & Illumena®: Class IIb – Ready-Box®: Class IIa – CE0123 – Manufacturer: Liebel-Flarsheim Company LLC - 2111 East Galbraith Road, Cincinnati, OH 45237, USA. Document creation date: January 2017. © Copyright 2015 Guerbet - All rights reserved.

MKTADV2017-001





**Wed 18<sup>th</sup> - Sat 21<sup>st</sup> August 2021 Convention Centre, Dublin, Ireland**

Dear Colleagues,

We cordially invite you to celebrate the ISRRT's 21<sup>st</sup> World Congress with us in Dublin Ireland in August 2021.

The ISRRT represents over 500,000 members from 94 member countries as the global voice of Radiography and hosts its World Congress every 2 years, rotating across all the continents of the world.

ISRRT Dublin 2021, offers you a quality meeting together with great social and networking opportunities with other Radiographers and Radiologic Technologists from around the world. For 60 years, the ISRRT World Congress has been the most prestigious radiography profession conference globally acting as a key forum where clinical experiences and clinical practices from around the world are presented and discussed.


The ultimate goal of the Congress is to continually improve the care delivered to our patients by facilitating professional and service developments through shared learning. The Congress provides a platform for clinical radiographers/radiological technologists, academic educators and researchers from around the globe to showcase their new and innovating concepts.

The current COVID-19 pandemic which we currently face has forced us to rethink the way we work and to adapt to change at an unprecedented pace. Our profession has rose to this challenge, demonstrating our commitment to our patients. Now more than ever, we need to share our experiences and learn from one another. The theme for next years Congress is professional pride and we have never been more proud of our profession.

We look forward to welcoming you to Dublin next year,

The Organising Committee of the 21<sup>st</sup> ISRRT World Congress

REGISTRATION FEE		
Early Bird	€450	Full conference including opening ceremony, welcome reception and closing ceremony. Exhibition
Day Registration	€180	Single day conference attendance, including opening ceremony, welcome reception and closing ceremony. Exhibition
Student Registration	€75	Full conference including opening ceremony, welcome reception and closing ceremony. Exhibition
Accompanying Person	€100	Opening ceremony, welcome reception and closing ceremony. Exhibition
CONVENTION CENTRE, DUBLIN		



## **Weber State University honors ISRRT President and ISRRT CEO with International Leadership Awards**

As ISRRT President and ISRRT CEO, we want to personally thank the School of Radiologic Sciences at Weber State University for the leadership awards given to both of us during the 2020 Weber State Universities Outstanding Student and Professional leadership Awards Ceremony.

- **ISRRT President Donna Newman with Leadership in Professional Organizations**
- **ISRRT CEO Dimitris Katsifarakis with Leadership in International Radiologic Health**

One of the key strengths of the ISRRT is its diversity of members, leaders, and stakeholder partners which allows the ISRRT the opportunity to collaborate, advocate, and raise awareness for the medical imaging and radiation therapy profession

The radiology program under the direction of Dr Bob Walker, Chair of the School of Radiologic Sciences has a mission to learn with purpose and lead with passion. Dr Walker has always taught his students that global health is important to anyone entering the radiologic profession. His programs include an opportunity to study abroad with other health care professional students in China. These programs include instruction and teaching their students to develop skill sets necessary to succeed wherever they find clinical employment locally or abroad.

It is this global health leadership which brought the ISRRT collaborative partnership with Weber State Universities Radiologic Science department. ISRRT proudly thanks Dr Walker and his staff for the collaborations, project developments, and educational materials they have provided the last two years for the ISRRT. Your team's efforts have helped raise awareness to global health, and create an advocacy campaign which will help bring awareness to the global radiology generation of non-smoking professionals. It has raised professional standards and improved global health care by your contributions to development of education for global use.

Thank you Dr Walker for your outstanding contributions to the global healthcare community. The ISRRT really appreciates your continued support.

**Donna Newman,  
ISRRT President**

**Dimitris Katsifarakis,  
ISRRT CEO**



**DIMITRIS KATSIFARAKIS**  
CEO



**DONNA NEWMAN**  
ISRRT PRESIDENT



# COVID-19: GREEK RADIOLOGICAL TECHNOLOGISTS INITIATIVES TO CONFRONT PANDEMIC

GREECE | JULY 2020

REPORT BY ANGELIKI KOLYDA, RADIOLOGICAL TECHNOLOGIST, ATHENS, GREECE

**ON THE** March 11, 2020, the World Health Organization deeply concerned both by the alarming levels of spread and severity, and by the alarming levels of inaction, made the assessment that COVID-19 can be characterized as a pandemic. (World Health Organization 2020) The announcement of the nationwide lockdown changed everything worldwide. The total Greek lockdown began on March 12, 2020 and ended May 4, 2020. The majority of the Greek community felt anxious with that situation and feared about the announcement. The Hellenic National Health System attempted to find solutions quickly to prepare for the wave of the pandemic COVID-19. However, it was inevitable because of the rapid spread of COVID-19. No one could imagine that the entire planet would be affected, with effects resembling scenes from horror movies of the past. Evidently, there was minimal knowledge and updates concerning COVID-19.

The Panhellenic Society of Radiological Technologists mobilized immediately by producing and delivering safe practice guidelines for radiological technologists during the era of the pandemic.

A couple of days later, the society sent me an invitation e-mail to join the team responsible for all this initiative. I was privileged to be asked to participate in this team and be part of this big effort which intended to support our colleagues, by adapting the WHO recommendation "be prepared and prepare the community".

The effort of the team included a three-hour online meeting on a daily basis in order to collect, and share information available from WHO and our National Organization of Public Health (EODY) and of course update each other colleagues. In almost a week, our team developed by adapting and communicated instructions and rules to support radiological technologists in the frontline.

After preparing relevant material for COVID-19, the Panhellenic Society of Radiological Technologists, on March 22 2020, uploaded the guidelines for good practices during the pandemic for Radiological Technologists on its website ([www.pasyta.gr](http://www.pasyta.gr)). (Panhellenic Society of Radiological Technologists 2020) These guidelines concerned how a radiological technologist can be protective from a non-symptomatic patient, not for a known COVID-19 patient.

With this in mind, the team of editors decided to communicate these instructions by exploiting a more dynamic approach, by organizing live seminars, hiring and using WebEx platform. The role of these focused webinars was to explain the instructions and rules of good practices for COVID-19 to our colleagues. The purpose was to reach larger groups of radiological technologists

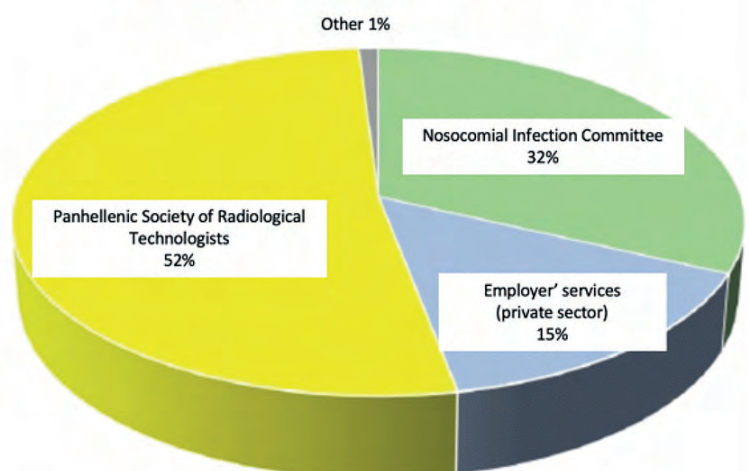
and to exchange experiences from hospitals and medical centers throughout Greece, so the webinars would be more interactive. All this effort completed successfully by achieving via four webinars per week for a whole month, and by participating radiological technologists beyond our expectation. Special importance was given with videos which were presented on how to protect themselves by donning and doffing and by disinfecting medical imaging and therapy systems.

Furthermore, what interested the Panhellenic Society of Radiological Technologists was two issues, the first, concerning the increased protection measures and the guidance on COVID-19 for radiological technologists while the second investigated their psychological health during the pandemic. So, the Society distributed two surveys for each issue. The results showed that the guidelines of society really helped radiological technologists because there was no additional instruction on how to apply PPE for COVID19 and how to protect themselves, while most radiological technologists were distressed during the pandemic. (Table1)

On July 2, 2020, the day I wrote this article, the daily epidemiological surveillance report for the new coronavirus infection (COVID19) by EODY, was the following.

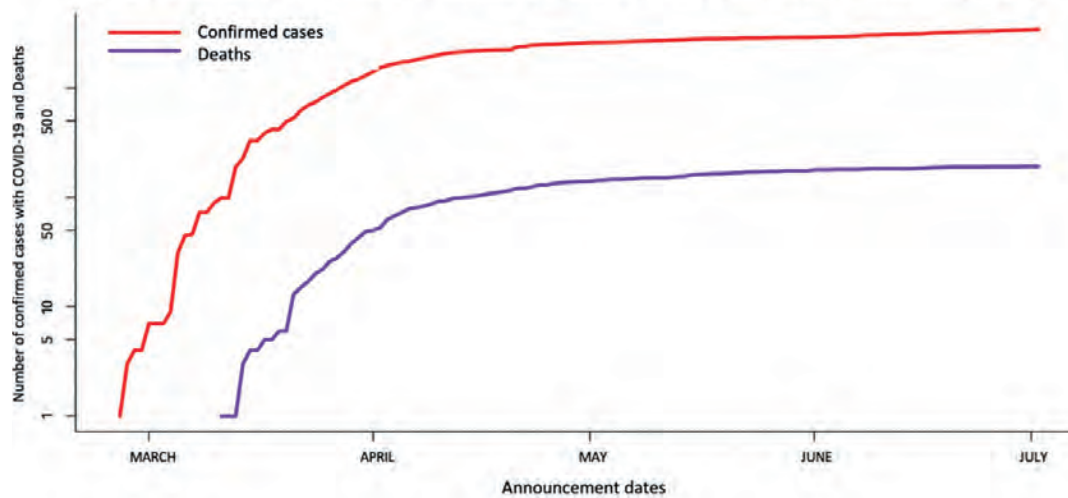
"The new laboratory confirmed cases of the disease are 28. The total number of cases is 3458 (daily change +0.8%), of which 55.0% men. No new COVID-19 patients' deaths have been reported, while since the beginning of the epidemic a total of 112 deaths

Table 1: Update for protection from COVID-19





**Table 2: The time course of the total number of cases and the total number of deaths of COVID-19**



have been recorded. The average age of patients who have died is 76 years. The number of patients treated by intubation is eight (50.0%men).

The time course of the total number of cases and the total number of deaths of COVID-19 patients is shown in the following diagram (on a logarithmic scale). (Table2)

Of the total of 3458 cases, 785 (22.7%) are related to travel from abroad, 1914 (55.3%) are related to an already known case and the rest are not related to travel or another known case or are still under investigation.

The average age of cases is 47 years (range 0 to 102 years), while the average age of deaths is 76 years (range 35 to 102 years).

### Geographical dispersion

The map shows the geographical distribution of total COVID-19 cases per Region of the country, based on the declared permanent residence address of the patient. (Table3)" (EODY 2020).

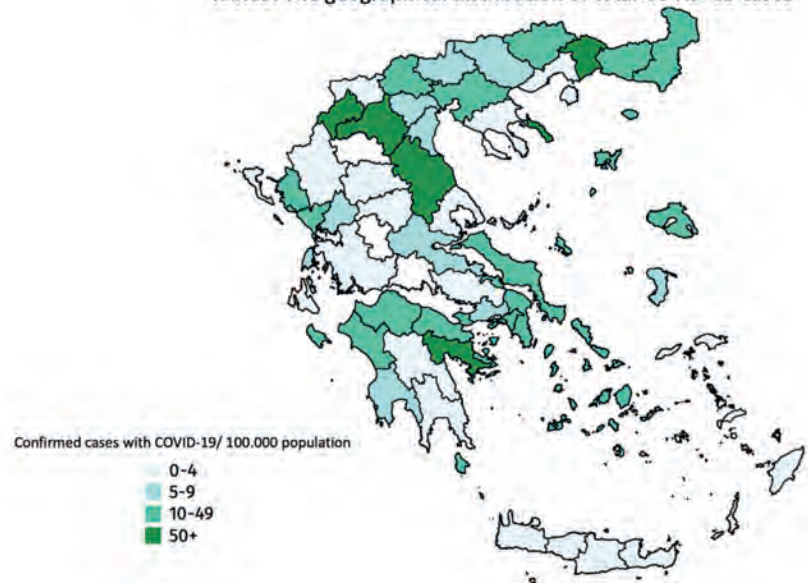
The Greek Government reacted immediately and took meticulous measures which affected the economic development, similarly to other countries, worldwide. Greece was among the countries with minimum confirmed COVID-19 cases and deaths. Fortunately, till today, there has been no loss of radiological technologists, in Greece, due to COVID-19 like in other countries. The National Health System remained functional despite staffing problems and ICU availability, in the beginning of the pandemic. Today, the government has announced measures to overcome these challenges. Health professionals are in a better state of readiness to protect themselves and the community. The scientific community has also more information about the new corona virus and has commenced research from the beginning of the pandemic, to develop the vaccine and medication to aid the population and limit the surge and spread of COVID-19 disease.

Keep in mind, COVID-19 disease is also transmitted before the affected person shows clinical symptoms. Radiological Technologists have to stay healthy so as to cope with this invisible threat. They need to be prepared and ready at all times. Finally, I would like to close this article with the following phrase which is reported worldwide: "If there is an upcoming wave of pandemic, I would wish for no more deaths". ■

### References

- 2020. EODY. 02 July. [https://eody.gov.gr/0702\\_briefing\\_covid19/](https://eody.gov.gr/0702_briefing_covid19/)
- 2020. Panhellenic Society of Radiological Technologists. 25 April. <https://pasyta.gr/archives/276>
- 2020. World Health Organization. 27 April. [www.who.int/news-room/detail/27-04-2020-who-timeline-covid-19](http://www.who.int/news-room/detail/27-04-2020-who-timeline-covid-19)

**Table3: The geographical distribution of total COVID-19 cases**



# COVID-19 RESOURCE UPDATE: ISRRT MEMBERS CONTRIBUTE TO DEVELOPMENT OF COVID-19 EDUCATIONAL RESOURCES

JULY 2020

REPORT BY ISRRT DIRECTOR OF PROFESSIONAL PRACTICE, STEWART WHITLEY AND DONNA NEWMAN, ISRRT PRESIDENT

**ISRRT CAN'T** thank its member experts from around the world enough for contributing their expertise and time to help develop resources and educational material for countries and members to use during the COVID-19 pandemics. During early northern Spring the ISRRT received many requests for educational resources to help understand how to prepare in medical imaging department during this pandemic and as usual ISRRT members experts from around the world answered our call to help contribute to the production of materials developed by the WHO and the IAEA but also education resources developed by the ISRRT itself. Please take time to access these materials, download and help distribute these to members within your country as educational resources during the COVID-19 pandemic.

## WHO document 'COVID-19 Use of chest imaging in COVID-19 – A RAPID ADVICE GUIDE



ISRRT contributed to the development of Annex 1 of the 'WHO document 'COVID-19 Use of chest imaging in COVID-19 – A RAPID ADVICE GUIDE – June 11, 2020'

<https://apps.who.int/iris/handle/10665/332336>

This rapid advice guide examines the evidence and makes recommendations for the use of chest imaging in acute care of adult

patients with suspected, probable or confirmed COVID-19. Imaging modalities considered are radiography, computed tomography and ultrasound. This guide addresses the care pathway from presentation of the patient to a health facility to patient discharge. It considers different levels of disease severity, from asymptomatic individuals to critically ill patients. Accounting for variations in the benefits and harms of chest imaging in different situations, remarks are provided to describe the circumstances under which each recommendation would benefit patients. The guide also includes implementation considerations for different settings, provides suggestions for impact monitoring and evaluation and identifies knowledge gaps meriting further research.

Both Donna Newman and Stewart Whitley were invited by Dr Maria

Perez, WHO Radiation and Health Unit, to join colleagues from the International Society of Radiologists (ISR), the World Federation for Ultrasound in Medicine and Biology (WFUMB) and other WHO agencies to join a Working Group on the 16th April 2020 to develop a Technical Brief on infection prevention control (IPC) to support the WHO rapid advice guide on chest imaging.

This working group was formed immediately following a teleconference meeting, which Stewart Whitley attended, of Non State Actors in official relations with the WHO held March 27 to address issues that all NGOs were facing during COVID-19 crisis and to understand how they could overcome and find solutions together.

ISRRT were able to respond and contribute positively as we had already been working on a document titled 'COVID-19 - ISRRT Response Document - Appropriate and safe use of Medical Imaging and Radiation Therapy with infection control measures considered in addition to standard radiation protection procedures'. This document which was compiled at relatively short notice reflected the experience of radiographer experts from around the world. Using the experience and expertise of ISRRT member societies the content of this publication reflected on best IPC practices during imaging and radiation therapy in those countries as well as current guidance and publications issued by several professional societies and healthcare government agencies.

The focus of the working group was to work specifically on Annex 1 titled 'Infection prevention and control for chest imaging in patients with suspected or confirmed COVID-19'.

This annex focuses on the imaging modalities referred in the guide recommendations (see Chapter 3). Building upon WHO guidance on COVID-19 infection prevention and control in health care settings (A1–A4), this annex addresses good practices for infection prevention and control for front-line staff performing imaging procedures during the COVID-19 pandemic. Additionally, it describes specific infection prevention and control measures necessary while undertaking chest radiography both in the general imaging department and with portable radiography equipment, as well as when undertaking chest computed tomography (CT) and lung ultrasound scans.

The Annex provides a number of 'General Considerations' common for those general and portable X-ray examinations. CT

and Ultrasound procedures by considering specific requirements during the Preparation, During and Post procedure stages taking into consideration; imaging personnel tasks, patient considerations, equipment considerations (fixed and portable) and the environmental considerations of the imaging room.

WHO recognises that staff undertaking imaging procedures are on the front line of the health care service and in addition to adhering local guidelines and protocols.

The document provides specific IPC guidance for radiographers undertaking chest radiography and chest computed tomography and for those professionals undertaking lung ultrasound. A number of helpful references is also quoted including the ISRRT response document found at [www.isrirt.org/full-guideline-protective-measures](http://www.isrirt.org/full-guideline-protective-measures)


### **COVID-19 Pandemic: Technical Guidance for Nuclear Medicine Departments**

The IAEA asked the ISRRT, in cooperation with the European Association of Nuclear Medicine (EANM), and World Federation of Nuclear Medicine and Biology (WFNMB) to work together to develop this guideline as a response from nuclear medicine departments in several of the IAEA member states. As the ISRRT member societies also had been asking for information relating to nuclear medicine the ISRRT was very happy to support this working group. Donna Newman ISRRT President, who is also a nuclear medicine technologist, represented the ISRRT on the working group.

During the COVID-19 pandemic attention was drawn to the nuclear medicine community about the shortage of essential imaging during the COVID-19 pandemic due to global air traffic restrictions and the availability of essential imaging radiopharmaceuticals. According to the IAEA 30 million imaging studies are undertaken globally to diagnosis patients with cancer, cardiovascular disease or dementia. Additionally, measurers were considered for nuclear medicine community on how to continue access to PET CT, and radiotherapy to battle these cases during this pandemic.

The working group was tasked with developing guidelines for nuclear medicine physicians and staff and to provide advice to nuclear medicine departments on the importance of adjusting their standard operation procedures to continue providing their essential services whilst protecting their staff, patients and the public so that essential imaging studies would be carried out whilst preventing the further spread of COVID-19 during these procedures.

This publication is focused on the infection prevention and control measures that have to be taken into consideration while executing all the steps needed to perform nuclear medicine diagnostic or therapeutic procedures. The publication provides detailed guidance on the adjustment of all the steps involved in the delivery of nuclear medicine services from; scheduling to reporting during the COVID-19 pandemic. Whilst many institutions will have their own guidelines for clinicians and imaging experts to follow,



these recommendations are meant to support nuclear medicine departments interested in developing or refining such policies in addition to the existing ones.

The guidelines highlight many important areas including the patients journey through a nuclear medicine procedure, guidance on screening In-patients and staff, use of personal protection equipment (PPE), distancing, use of communication technologies in the discussion of cases and findings, handwashing and respiratory hygiene measures as well as cleaning and disinfection of equipment and accessories equipment.

The second part of the document is presented as an Appendix summarizing check lists for nuclear medicine frontline staff such as Nuclear Medicine Radiographers/Technologists or nurses who will have the most potential close contact with infected patients.

The check lists used at the stages 'Before, During and After' for some of the most common nuclear medicine procedures include cardiac procedures in both nuclear medicine and PET CT incorporating Oncology PET procedures and Lung scan procedures.

The ISRRT want to thank the ISRRT nuclear medicine experts that contributed to the nuclear medicine sections of 'COVID-19 - ISRRT Response Document - Appropriate and safe use of Medical Imaging and Radiation Therapy with infection control measures considered in addition to standard radiation protection procedures'. By having this ISRRT document available and ready at the time start of the IAEA working group the ISRRT was able to provide important contributions representing the nuclear medicine



technologist voice in this document. The ISRRT is so proud of the experts around the world that are willing to contribute and elevate health for all professional within the imaging procedure.

The ISRRT is asking its members to download and help distribute the document to nuclear medicine department throughout the world for use. The document can be downloaded and distributed at the IAEA website at the following link COVID-19 Pandemic: Technical Guidance for Nuclear Medicine Departments [www.iaea.org/publications/14733/covid-19-pandemic-technical-guidance-for-nuclear-medicine-departments](http://www.iaea.org/publications/14733/covid-19-pandemic-technical-guidance-for-nuclear-medicine-departments)

### COVID- E-learning material development

During the period of the COVID-19 pandemic, ISRRT member experts from around the world shared their expertise and time to produce valuable E-learning resources for ISRRT members to use. The ISRRT can't thank these professional enough for contributing to this project. Acknowledging the fact that the ISRRT had received many requests relating specifically to medical imaging procedures and just by sharing your expertise and knowledge you are helping elevate health care around the world. These E-learning materials are free and informative webinars targeted for colleagues working in different specialties. These are available on the ISRRT WEBSITE E-learning tab and are:

CT Examination during the pandemic COVID19 By Efthimios Tim Agadakos  
[www.elearning.isrtr.org/course/view.php?id=13#section-1](http://www.elearning.isrtr.org/course/view.php?id=13#section-1)

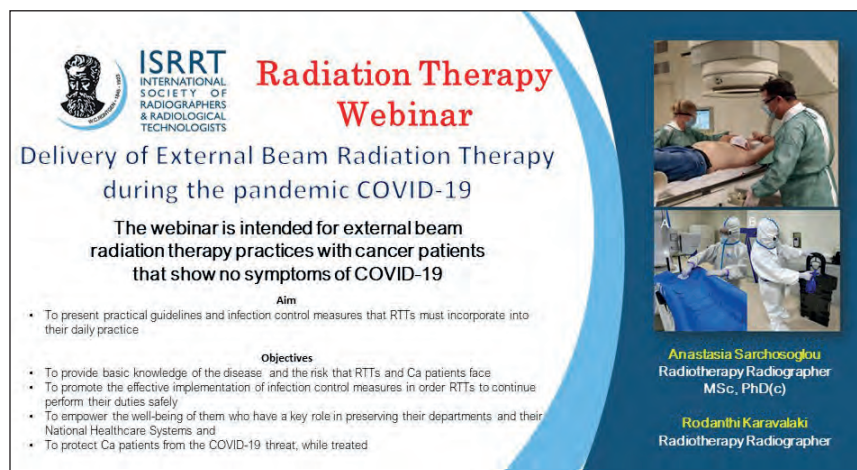
Ultrasound Examination during the pandemic COVID19 By Gill Harrison  
[www.elearning.isrtr.org/course/view.php?id=13#section-2](http://www.elearning.isrtr.org/course/view.php?id=13#section-2)

Delivery of External Beam Radiation Therapy during the pandemic COVID19 By Anastasia Sarchosoglou and Rodanthi Karavelaki  
[www.elearning.isrtr.org/course/view.php?id=13#section-3](http://www.elearning.isrtr.org/course/view.php?id=13#section-3)

Nuclear Medicine examinations during the pandemic COVID-19 By Angela Meadows (awaiting publication)

These webinars are useful resources providing valuable information on how to undertake safely a range of imaging and radiotherapy procedures whilst considering the important and necessary infection prevention (IPC) control measures required for such procedures.

Additionally the International Society of Radiographers and Radiological Technologists in partnership with the European Federation of Radiographer Societies (EFRS) developed the 'International COVID-19 support for radiographers and radiological technologists' comprising e-learning resources on COVID-19 for medical imaging radiographers across the world that are caring for our patients as frontline staff. This material will be free of charge and can be accessed at [www.isrtr.org](http://www.isrtr.org) and <https://www.elearning.isrtr.org/course/view.php?id=12> ■



**ISRRT**  
INTERNATIONAL  
SOCIETY OF  
RADIOGRAPHERS  
& RADIOLOGICAL  
TECHNOLOGISTS

## Radiation Therapy Webinar

### Delivery of External Beam Radiation Therapy during the pandemic COVID-19

The webinar is intended for external beam radiation therapy practices with cancer patients that show no symptoms of COVID-19

**Aim**

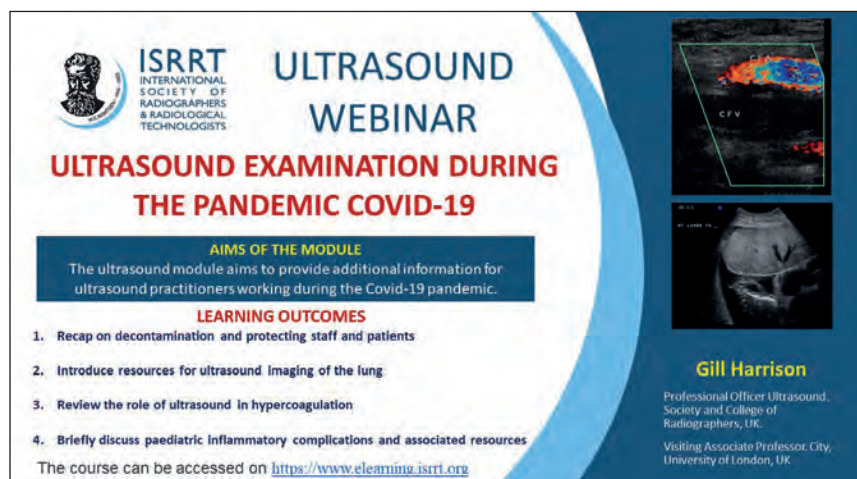
- To present practical guidelines and infection control measures that RTTs must incorporate into their daily practice

**Objectives**

- To provide basic knowledge of the disease and the risk that RTTs and Ca patients face
- To promote the effective implementation of infection control measures in order RTTs to continue perform their duties safely
- To empower the well-being of them who have a key role in preserving their departments and their National Healthcare Systems and
- To protect Ca patients from the COVID-19 threat, while treated

**Anastasia Sarchosoglou**  
Radiotherapy Radiographer  
MSc, PhD(c)

**Rodanthi Karavelaki**  
Radiotherapy Radiographer



**ISRRT**  
INTERNATIONAL  
SOCIETY OF  
RADIOGRAPHERS  
& RADIOLOGICAL  
TECHNOLOGISTS

## ULTRASOUND WEBINAR

### ULTRASOUND EXAMINATION DURING THE PANDEMIC COVID-19

**AIMS OF THE MODULE**

The ultrasound module aims to provide additional information for ultrasound practitioners working during the Covid-19 pandemic.

**LEARNING OUTCOMES**

- Recap on decontamination and protecting staff and patients
- Introduce resources for ultrasound Imaging of the lung
- Review the role of ultrasound In hypercoagulation
- Briefly discuss paediatric inflammatory complications and associated resources

The course can be accessed on <https://www.elearning.isrtr.org>

**Gill Harrison**  
Professional Officer Ultrasound,  
Society and College of  
Radiographers, UK.  
Visiting Associate Professor City,  
University of London, UK



Dear Council Members and Associate Members,

It is my pleasure to announce the

## 2020 ISRRT Chesney Research Fund

The aim of the ISRRT Research Fund is to promote research that helps encourage evidence-based practice and improve the standards of delivery and practice in medical imaging and/or radiotherapy. Starting in 2016, to commemorate the Chesney sisters who left in their will a legacy to ISRRT, the fund was named from the ISRRT Research Award to the ISRRT Chesney Research Fund.

Call for Application 2020 in the theme of:

### “Patient Safety in medical Imaging”

You are invited to propose a research project/proposal. The project may include improved or newly developed methodology or modification to standard protocols and procedures which may result in a sustainable or improved quality service in the respective discipline of medical imaging and radiation therapy. Applications with other themes are also welcome but priority will be given to applications following the proposed theme for 2020.

The grant is £1500 (1 year project) and £3000 (2 year project).

Full details of the Research Fund Guidelines and application form can be found at: [www.isrrt.org](http://www.isrrt.org)

Additional information can be requested from the ISRRT's CEO at: [ceo@isrrt.org](mailto:ceo@isrrt.org)

**The closing date for submission of grant application is September 30, 2020.**

**Funding decision will be announced by October 31, 2020.**

Warmest regards,

Yudthaphon Vichianin. Ph.D.  
ISRRT's Director of Education

# ISRRT IMPLEMENTS FACEBOOK LIVE SOCIAL MEDIA TO PROMOTE, COLLABORATE AND BRIDGE ISRRT MEMBER SOCIETIES CURRENT BEST PRACTICE

REPORT BY

NAPAPONG PONGNAPANG ISRRT VICE PRESIDENT ASIA/AUSTRALIA, YUDTHAPHON VICHIANIN ISRRT DIRECTOR OF EDUCATION

**DURING** this challenging time of the COVID-19 pandemic we were forced to think outside the box and develop new and innovative ways to present opportunities for educational sessions and collaboration within our regions of the world since all our member societies face to face meeting have been canceled for the year.

A new idea was presented by myself, as ISRRT Vice President of Asia/Australia and Yudthaphon Vichianin ISRRT Director of Education, to Donna Newman ISRRT President for a new live social media platform which could be used to promote, collaborate and bridge ISRRT member societies. Our idea was to give our members a platform to discuss current trends, practice parameters, practice issues as well as patient related safety issues.

ISRRT President Donna Newman gave us the go ahead to trial the new idea. The idea came from the success that the Asian region following the Webinar event on the COVID-19 pandemic which was hosted by the Vietnam Association in collaboration with Philippines and Myanmar Society with a special invitation for the ISRRT President to give opening remarks to the Asian societies as well as participating in the panel discussion at the end of the event.

With 14 countries presenting in the weekend webinar workshop we thought the new Facebook live social media platform could be a way to host opportunities to exchange ideas, give member societies an opportunity to showcase best practice in their countries, build bridges for our member societies to exchange practice related issues and provide professional resources to other member countries that may not have resources available relating to those practice issues.

With approval, an ISRRT group was launched to develop the first Facebook live session to trial with the topic of "Role of Radiographers and Radiological Technologist during COVID-19 pandemic International Perspectives". ISRRT Alain Cromp developed the promotional poster for the session. The ISRRT regional officers, and members of the ISRRT BOM helped to find the appropriate speakers for the session, myself with ISRRT Director of Education developing the outline for each session that speakers would develop their 10-minute presentations around. I would serve as the host of the program and Yudthaphon would take care of the technical running of the program

The Facebook live session hosted views from a country from each

of the ISRRT regions where the speaker of that member society could present their views relating to the topic of that week. A panel discussion happened at the end of the presentations where listeners could pose questions relating to the subject of that week. Our idea was to host a Facebook live session every two week was on a Sunday at the most ideal time of day to allow participation for the majority of the ISRRT member societies.

The first event was a huge success with many comments from our viewers thanking the ISRRT for this new media opportunity to collaborate and network with ISRRT member societies. The idea was to record the Facebook live session so viewers from around the world could listen to it at a later time if they weren't able to join the session that day.

The first Facebook live session reached over 57,000 Facebook users with 11,000 viewers (8,400 engagement) from around the world at the time of writing this article. Although we had great success from our first Facebook live session we learned several lessons from the statistics, first we needed to shorten the programs as our members didn't have two hours to give every two weeks and also instead of four speakers we would have three speakers and invite another panelist as this part of the program was really popular.

With the huge success of the first session we decided to continue on with the COVID topic for an additional session which we decided our topic should be the response to what members needed i.e. "The role of radiography professional organizations during COVID-19 pandemic". During this session we hosted the CEOs from both the SCOR in the UK, Richard Evans and the CEO from CAMRT in Canada, Irwing Gold. We also choose the Singapore Vice President Denise Ai Wen Choong. ISRRT President Donna Newman presented the ISRRT role during the COVID-19 pandemic. Boniface Yao our ISRRT Regional Director of Africa served on the panel for the discussion part to ensure we had representation from around the world. Again, this Facebook live session was a huge success.

We continue to see success with viewers watching during and post sessions reaching more members than we ever thought we could with this session actually reaching close to 20,000 Facebook users with 5900 viewer (5300 engagement) and members are watching the videos on average for one hour.

The idea for the ISRRT 3rd Facebook live session "Radiographers,



are we really front liners during the COVID-19 pandemic” came from the previous panel discussions where members discussed how to get their countries to recognize that Radiographers are front liners during the COVID-19 pandemic. The ISRRT reacted immediately and Director of Professional Practice Stewart Whitely began development of an ISRRT Position statement regarding this very issue to support our members societies which was featured on this episode.

The theme of the program is to continue this format having a society present on the issue and then have a panel discussion after which I would pose the questions that came from the audience to the panel. This last episode was also very successful episode with more than 10,000 viewers (6,000+ engagement) and we successfully reached out to 78,000+ Facebook users across the world.

ISRRT 4th Facebook Live “Quality Control of Radiological Equipment as a Role of Radiographers” was the idea from our colleagues in Indonesia, where radiographers in his country are starting to explore to be recognized for their role in QC of the radiology equipment. With the already published ISRRT position statement on Quality Control, we decided to promote this important role of our profession by gathering the information regarding current situation from four regions across the world. At the time of writing this article, Facebook statistics shows the program has reached to 25,000 users with 7,000 viewers (5,000 engagement).

ISRRT 5th Facebook Live “New Normal in Radiography Education and Training during Covid-19 pandemic” is to held on August 2, 2020. This session has been developed because educators around the world are having to adapt their classroom from physical in person classroom settings to an online class format. Educators also faced challenges in clinical placement for their students. This session will feature ISRRT educators from around the world and to show case and share how they have adapted their routine into this new normal. (at the time of writing this article this Facebook live session had not yet aired)

With the success of this type of program Yudthaphon and I have begun to expand our idea and have decided that we would move to other topics in our field following the requests of our members societies during the panel discussions. The new format will be to have a Facebook live session every two weeks alternating between member societies networking and sharing best practice on different subjects and then on alternative weeks having an educational session with one speaker on a practical practice relegated subject.

We have extensively planned for this type of program and are looking forward to the opportunity of our wonderful expert members to build bridges and focus on practice issues facing our profession.

We believe that this type of social media gives a

great opportunity for ISRRT to use technology to globally exchange ideas and collaborate and provide a new normal for education, meetings and seminars to be provided for our ISRRT members until we can again meet in person for our countries society meeting, ISRRT Workshops and ISRRT World Congress.

Please watch for upcoming session which might be of interest to participate in and please share any ideas you might have to subject matter for a session we welcome all ideas. ■



Facebook Live Session 5, new normal in radiography education and training during COVID-19. Pandemic panel discussion Hesta Friedrich-Nel ISRRT Regional Coordinator Education Africa, Napapong Pongnapang Vice President Asia/Australia, Robin Hesler, Dr Sugiyanto President Indonesian Society, Donna Newman ISRRT President and Gareth Thomas Lecturer, Cardiff University UK.



# ISRRT PARTICIPATES IN ECR 2020 SUMMER EDITION VIRTUAL MEETING

INDONESIA

REPORT BY DONNA NEWMAN, ISRRT PRESIDENT





**TODAY AS** I write this article as I am logged into my ECR online platform and watching the opening ceremony with all my other fellow professionals around the world imaging. I admire the ECR President Boris Brkljacic, that hosted the ECR opening ceremony making each of us feel as if we were sitting in our seats in Vienna enjoying the production. I must say the ECR did a great job of making the opening ceremony have the same look and special entertainment that is usually choreographed at these opening sessions.

The world has taken a drastic change including most professional associations around the world during these turbulent times with the COVID-19 pandemic. One of these changes has come with the European Congress of Radiology being cancelled in March, 2020 and moved to an online summer session meeting instead which is being held as I write this article on July 18, 2020 for our *News & Views*.

As your President one of my duties is to represent our organization at this meeting every year, and I have to admit I am disappointed that I shall not be attending in person this year. I understand from my fellow board members who were also scheduled to attend ECR that they are all feeling the same way. This meeting had become an important opportunity for the ISRRT to meet informally with its member societies as well as presenting at scientific sessions and show casing with ISRRT member societies in the ISRRT 'meets session' which has now become a part of the ECR program.

As an International organization we have to adapt and become innovative and rise to the challenges that are facing all our Radiography professional organizations around the world. Fortunately for all participates that had registered for this meeting the ECR leadership and ECR planning committee changed the focus and moved the regularly scheduled ECR meeting to July 15-19 as a virtually online live summer addition, with the theme "In the Spirit of friendship". I am happy to report that the ECR and conference planning committee invited several of our speakers to be included in this first highlight summer addition week which is at the start of the ECR program. As ISRRT President and on behalf of the ISRRT Board of Management I want to give a special thank-you to the ECR and EFRS leadership that included the ISRRT program speakers in this highlight week sessions. The rest of the ECR program will be presented as an on-demand version which you can watch between July 20 and December 31, 2020.

As I understand from the history of the ECR, the EFRS 'meets sessions' started in 2013 following which societies in Europe were invited to highlight their member societies contributions to the profession. The ISRRT 'Meets sessions' started in 2019 and have again continued this year in the ECR program giving ISRRT member national societies an

opportunity to share their clinical practice and advancements in artificial intelligence (AI), educational system structure and professional achievements within their country. This year the ISRRT meets session was scheduled to highlight Canada and Japan in the ECR program.

Although the "ISRRT meets session" was not able to be incorporated in the full summer edition program the ISRRT was delighted to be included in a combined EFRS/ISRRT welcome session where both the President of the EFRS, Jonathan McNulty, and myself as ISRRT President gave welcome addresses and two of our ISRRT meets speakers from the 'ISRRT meets' section gave short speeches to highlight some of the education regulation, AI and professional practice within their countries. Alain Crompt, ISRRT Director of Public Relations, and one of the featured speakers for the "ISRRT meets Canada" gave a short over view of Canada's education and regulatory process as well as information about the professional practice within his country. Naoki Kodama, ISRRT regional Coordinator of Professional Practice for Asia/Australia, and also one of the speakers from the "ISRRT meets Japan" gave a brief overview of the radiography profession performance and future challenges in Japan. One interesting highlight he talked about was the revision to the radiological technologist education Law within Japan which included an increase in clinical training which seems to fall right in line with changes coming in all education



Above: ISRRT Director of Public Relations Alain Crompt presenting during ISRRT meets Canada.

Below: ISRRT President Donna Newman presenting during ISRRT/EFRS Meets session.





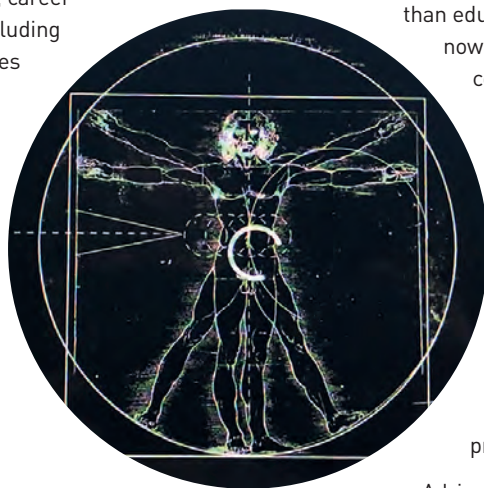
programs with advances in technology facing our profession including incorporation of how to manage education in the Artificial Intelligence arena for radiographers.

Although the entire speaker program for the “ISRRT meets session” couldn’t be included due to time constraints as part of the live summer session you will be able to listen to the entire program and hear of our ISRRT featured radiography speakers from both Canada and Japan. Their presentations in full addresses the current and evolving state of medical radiation the technology, education systems, career structure, advanced technology including AI and quality and safety experiences within these countries’ These presentations will be available for watching later this year together with the full program.

I am happy to say that the ISRRT will be participating virtually as presenters and moderators and I’m also most excited to let our members know that and that our “ISRRT meets sessions” that were scheduled in full later this this year during the ECR 2020 Online Highlight week 7 “Radiographers/Physics in Medical Imaging which will be available during the week of October 27-29, 2020.

Also scheduled to be presented in the highlight week 7 for radiographers is our joint WHO ,ISRRT EFRS, ISR and ESR session titled , “Addressing shortages in the medical imaging workforce”, I will be presenting on behalf of radiographers worldwide in a presentation called, ‘The view of the International Society of Radiographers and Radiologic Technologist’

As your global organization with collaborating with key stakeholders being part of its key strategies and to develop opportunities to work together to improve our profession and workforce. The ISRRT believes this is a key opportunity to raise the profile of this shortage which will be affecting professions worldwide over the next 10 years. The ISRRT hopes to find strategies and projects that our stakeholder can collaborate on to help counter this shortage and continue to elevate patient care and safety throughout the world. Please watch for more information relating to our presentation in the coming months.



ISRRT is participating in several live sessions starting with the joint session with EFRS titled, ‘Artificial Intelligence and the Radiographers Profession’ on July 17, 2020. EFRS President Jonathan McNulty and I as ISRRT President moderated this session with several great speakers from both organizations presented work that had been undertaken and published in the joint AI project. Our two organizations illustrated issues that radiographers are facing around the world with AI implementation including Ethical issues, Educational curriculum, nontraditional education and workforce issues. As technology is moving at a faster pace than educational training can keep up with radiographers are now tasked with finding ways to stay skilled in their core competencies and figuring out how to implement this new AI technology into their daily practice. Much can be learned from the implementation of AI into the reporting system of radiologist practice.

Nicholas Hans Woznitza of the UK talked about exploring the current landscape and evidence-based findings relating to artificial intelligence and the radiographer profession. In his talk he presented existing evidence of the impact of AI on radiographers, recognizing the risks and benefits when introducing AI into clinical practice and the opportunities that AI could present in radiographer role development.

Adrian Brady Form Ireland talk was called Ethical Consideration in AI and he discussed the Ethical controversies that AI is introducing in Medical imaging as well as discussing the legal implications. Adrian also discussed the need for a Code of Conduct in our profession.

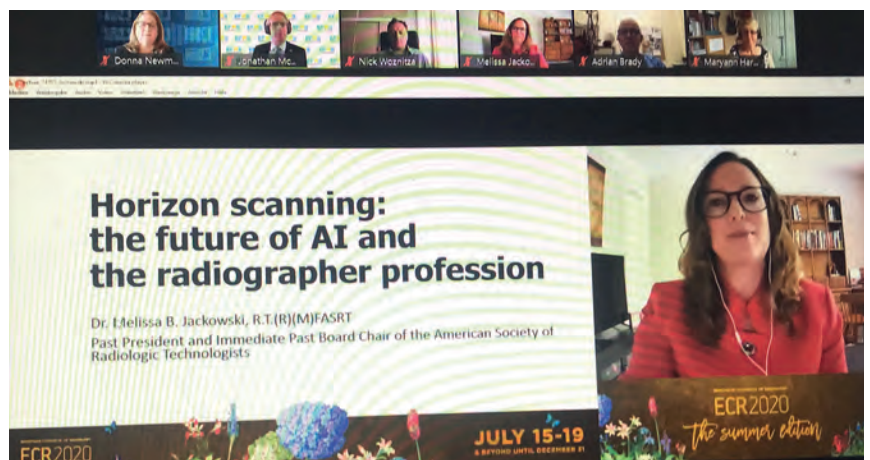


Panel Discussion during ISRRT/EFRS “Artificial Intelligence and the Radiographers Profession. Clockwise from top left: Jonathan McNulty EFRS President, Donna Newman ISRRT President, Melissa Bristle Jackowski, Mary Ann Hardy, Adrian Brady and Nick Woznitza.

Maryann Hardy from the UK talk focused on considering AI in our education and training program where she discussed the consideration for teaching and what our students need to know about AI, opportunities to use AI in supplementary radiographer education and examples of future concepts that radiographers will be required to work with in an integrated AI environment.

Finally, Melissa Jackowski, Graner for United States talk, 'Horizon scanning: future of AI and the Radiographer Profession'. Melissa discussed how radiographers can contribute to the development of AI in Medical Imaging, gave a summary of some of the barriers to the implementation of AI in clinical practice and illustrated the potential contribution of AI to the Patient safety. Melissa also presented a 2019 National survey conducted by the ASRT on the impact AI will have on radiographers and how radiographers perceive that AI will change the role of the radiographer/radiological technologist in the near future. This survey gave a great perspective of radiographer's view from a large developed country where AI is fully underway of being implemented into a radiographers daily practice.

Although the ISRRT missed their opportunity to visit Vienna and meet physically with colleagues and friends and visit the Exhibition Hall and also their a newly established informal meeting with its members, established last year during the ECR, we hope to use the social media platforms to find new and innovative ways to reach our members and discuss important issues facing our profession. ■





# NIGERIA RADIOGRAPHERS AS FRONTLINE WORKERS



| The President was on a visit to the Emir of Bauchi, His Royal Highness Engineer Rilwan Suleiman, North to brief the Emir on the role of radiographers in community awareness during the COVID-19 Pandemic.



**RADIOGRAPHERS** are participating as frontline workers in Nigeria and are committed to effective health care delivery.

The Association of Radiographers of Nigeria has been actively engaged in the nationwide awareness on national media and social media platforms. Radiographers across the country have been interviewed on their role in the management of the COVID-19 pandemic. The role of various imaging modalities such as chest radiography, ultrasonography and computed tomography in the assessment of lungs most especially in the COVID-19 pneumonia were discussed.

The association also held a series of Webinars in collaboration with General Electric (GE) on safety measures and the prevention, professional etiquettes and equipment handling during the current COVID-19 pandemic.

The Public Relations department has been creating awareness on a weekly basis to enlighten Radiographers on safety measure and prevention from COVID-19.

The Education Committee of the Association and the Radiographers Registration Board of Nigeria both developed practical guidelines for radiography and imaging procedures and practice in Nigeria during COVID-19 period. They also developed a policy pamphlet for infection prevention and control in accordance with ISRRT and WHO guidelines.

Twenty radiographers have been exposed to COVID-19 patients and five tested positive with mild to moderate symptoms while 15 tested negative. No death is recorded among Nigerian radiographers.

The association advised the Government of Nigeria through the Ministry of Health to include radiographers in all the states as frontline workers in the management of COVID-19 and to draw a plan for training radiographers and all health professionals. The association advocated for adequate protective devices and PPEs for health professionals. ■



■ The President and some radiographers from south western Nigeria were on a visit to the Vice Chancellor of Federal University Oye Ekiti, Ekiti State Nigeria with some executives before the COVID-19 outbreak on February 4, 2020, to convince the university to start a radiography degree program.



■ TOP: Ibrahim Gashinge a radiographer working at the Asokoro District Hospital, Abuja Isolation Center in Nigeria.

■ ABOVE: Radiographer Sani Sakwa in Kano State, Nigeria fully kitted and set to ready to attend to patients.

# PART INITIATIVES TO SUPPORT RECOGNITION OF THE FRONT LINE WORKERS DURING COVID-19 PANDEMIC IN THE PHILIPPINES

MANILA, PHILIPPINES

REPORT BY PEACHY S. LUNA, RRT, MAED-EM, SECRETARY GENERAL-PART INC.



| Speaker Peachy Luna of PART during the ASEAN Online Forum.



**THE COVID-19** pandemic in the Philippines is part of the worldwide pandemic of coronavirus disease 2019 (COVID-19) caused by severe acute respiratory syndrome coronavirus 2 (SARS-CoV-2). The virus reached the Philippines on January 30, 2020, when the first case of the disease was confirmed in metro Manila.

As of July 8, 2020, there have been 50,359 confirmed cases of the disease in the country. Out of these cases, 12,588 recoveries and 1,314 deaths were recorded. It has the second highest number of confirmed COVID-19 cases in Southeast Asia, behind Indonesia, and ranks 14th in Asia and 36th in the world.

The Department of Health reported on July 6, 2020 that there were almost 3,486 infected health workers fighting as front liners against COVID-19. There were 2,685 health front liners who recovered and 34 reported deaths. From the total infected front liners, radiologic technologists ranked consistently fifth having 74 total cases.

Philippine Association of Radiologic Technologists main office is at the center of Manila in the National Capital Region. NCR has more than 60% of the total number of reported cases of COVID-19. This situation affected mobilization of the organization being in the strict enhanced community quarantine. Although affected by the situation the PART managed to stay active in supporting activities and programs of support during the pandemic.

#### **PART delivers ASEAN live online forum with VART and MSMRT**

An Online forum about COVID-19 Pandemic in ASEAN was delivered on May 16, 2020, a joint activity of PART and MSMRT lead by VART President Thai Van Loc and the GE Healthcare Vietnam. The PART discusses the early challenges that confronted the x-ray and radiologic technologists during the outbreak of the pandemic in the Philippines. There was discussion about the high extraordinary demand and immediate increase in the need of supply of PPEs for the radiologic technologists in the x-ray department and CT scan working both in government and private hospitals. And emphasized how the RTs have learned to improvise protective equipment and conserve use of PPEs using adaptive strategies in the radiology department. (access thru: [www.youtube.com/watch?v=pDWu7TdV6wI&pbjreload=101](https://www.youtube.com/watch?v=pDWu7TdV6wI&pbjreload=101))

#### **PART Org and Chapters provide PPEs, food and disinfecting materials**

March 2020 - Health care professionals sounded the alarm over the shortage of protective gear. This pushed the organization and



the chapter association in Laguna, West Visayas, and Quezon, including oversees Filipino RadTechs to donate PPEs and improvised protective equipment to augment supplies to radiologic technologists working as front liners.

#### **PART thru the CPD Council recognizes the services of RTs as front liners during the pandemic**

In recognizing the contribution of the services of the professional front liners during COVID-19 pandemic, the Philippine government through the Professional Regulatory Commission (PRC) with the member of PART to the continuing professional development council since early months of the pandemic, have worked on giving recognition to the critical roles of radiologic technologists as front liners. Last May, grants were given to the application of the CPD credit units.

PRC issued Resolution No. 1239, Series of 2020, which states that 25 to 45 CPD credit units will be given to front liners and essential service workers working amid the health crisis. The credits will help in their renewal of their Professional Identification Card under the Self-Directed Learning modality.

PART in the CPD Council have expressed full support to the Commission in granting CPD credit units to all professionals providing essential services during the State of Public Health Emergency due to COVID-19 crisis. And acknowledged the service and sacrifice rendered by radiologic technologists as frontlines during these difficult times.

As employed medical professional front liner in hospitals or healthcare facility who provided services in the diagnosis and care of confirmed or suspected cases of COVID 19 patients.







Speaker Peachy Luna of PART during the ISRRT Live Session.

Chief RT/Rad Manager performing supervisory work in the workplace, infection control, arrange schedules, write protocols and guidelines. Observe best practices, information dissemination for the technical staff in the Department. Radiologic or X-ray Technologists who are assigned in Radiology Services doing diagnostic and therapeutic procedures for this group of patients.

Radiologic/X-ray Technologists who have conducted studies, or have produced administrative guidelines, safety protocols and best practices of an RT/XT in the workplace. Radiologic/X-ray Technologists who are providing volunteer work in the Barangay or community such as attending to emergency situations, public order and safety.

#### **PART shared its views in recognizing RTs as front liners in the last series of the ISRRT FB live sessions**

The ISRRT have concluded the FB Live sessions about COVID-19 pandemic last June 28, 2020. The PART was invited to represent the Asia Australasia region in the ISRRT to share its views regarding the way forward in recognizing radiographers and radiologic technologists as front liners during COVID-19 pandemic.

It is time to recognize the critical contribution radiographers and radiologic technologists make to global health! Radiologic Technology in the Philippines is still a growing profession and was recognized as a profession in 1992. Comparing with nursing professionals, the number of RT professionals is lower. The low

number maybe one of the reasons why many Filipinos do not know much about the radiologic technology especially in the early days.

The Universal Healthcare Law in the country that was signed in 2018 will ensure an improve access to radiological facilities and services thus increasing patient encounter, awareness and recognition of the works of an RT. Comparing the years 1990s to the present, there were increase of more visible, available and more accessible clinics and diagnostic imaging centers, improvements in government hospitals with regards to radiological facilities and increase in number of hired rts. All these would help increase awareness of many people in the community about the radiologic technology services and awareness of the services that we afford to the clients.

The PART aims to continuously improve its network among international RT professionals and associations to bring recognition of the works and services of the Filipino radiologic technologists in the country and also connect and link our profession to gain learning of the many opportunities leading to recognition of the high impact roles of Filipino radiologic technologists serving in the country and the world.

We are now experiencing raise in awareness of many people about our profession and that now we have started to earn recognition already, and credits go to our leaders in the ISRRT, for their untiring devotion and commitment to represent, work, serve, position, lead and continuously uplift to elevate the profession to the highest practice standards. ■



OFFERING HOME STUDY COURSES SINCE 1985  
IN  
ECHOCARDIOGRAPHY  
VASCULAR TECHNOLOGY  
DIAGNOSTIC MEDICAL ULTRASOUND

STUDENTS FROM MANY COUNTRIES  
HAVE GRADUATED FROM OUR HOME STUDY COURSES

THE COURSES PROVIDE ALL THE THEORY NEEDED TO  
PERFORM ULTRASOUND IN THE FOLLOWING AREAS:

PELVIS  
BREAST  
ABDOMEN  
OBSTETRICS  
GYNECOLOGY  
NEUROSONOLOGY  
MUSCULOSKELETAL  
ECHOCARDIOGRAPHY  
VASCULAR TECHNOLOGY

\*MOST COURSES ARE WORTH 30 CME CREDITS\*

**[www.burwin.com](http://www.burwin.com)**



PHONE: 204-254-1439 (Central Time) or 902-634-3238 (Atlantic Time)  
FAX: 204-254-7473



# ESTABLISHED NEW REGULATION OF RADIOGRAPHER PROFESSIONAL STANDARD, CODE OF CONDUCT, AND COMPETENCY STANDARD - INDONESIA

REPORT BY GIEK SUGIYANTO AND PUTU ADI SUSANTA



| President Indonesia Society of Radiographer, Dr. Sugiyanto, S.Pd, M.App.Sc (MRI) (in the middle front row) in convention PARI Indonesia with Indonesia Ministry of Health propose draft of Indonesian Radiographer Profession Standard.



**IN A** bid to improve the quality of radiographers in Indonesia, it is deemed necessary to establish a professional standard in radiographers practice to improve public health care.

For that reason, the Indonesian Society of Radiographer (ISR/PARI Indonesia) was treated by the ministry of health to having a social meeting during 2019 to construct a draft of regulation that will be ratified by the government, that would be brought to the Ministry of Health and the Ministry of Labor.

The draft regulations to be proposed to the ministry, among others Professional Standards, Code of Ethics, and Competency Standards proposed to Indonesia ministry of health and Indonesian Standard of Qualification Framework proposed to ministry of labour

The team formed consisted of the Health Human Resource Development agency, the Indonesian Ministry of Health as a facilitator, and the PARI Indonesia Central Board consisting of practitioners and senior Indonesian Radiographers.

After working for about 1 and a half years, the team led directly by the President of Indonesian Society of Radiographer Dr. H. Sugiyanto, S.Pd, M.App.Sc (MRI) consisting of practitioners and expert radiographers, starting from December 2018, finally in May 15th, 2020, in the midst of the Covid-19 pandemic, minister of Health Dr Terawan Agus Putranto Sp.Rad (KRI) issued Decree of Minister of Health number HK.01.07/Menkes/316/2020 on Radiographers Professional Standard.

Besides the Indonesian Ministry of Health, Indonesia Society of Radiographer also proposed a draft of a National Work Qualification Framework Standards to Indonesian Ministry of Labour. Minister Ida Fauziyah, then issued a Ministry of Labour Decree number 237 year 2020 of Radiographer National Work Qualification Framework Standard.

### 1. Radiographer Professional Standard and Code of Conduct

Indonesia Society of Radiographers amend and establish Radiographer Professional Standard. The purpose of the revise and preparation of these Standards is the minimum qualification for Radiographers when they finish their education. This standard can also be a reference in determining the competency standards for Radiographers graduates, Evaluating their authority in Radiology (Radiodiagnostic and Radiotherapy) health service facilities and developing knowledge and expertise in order to enhance the professionalism of the Radiographer.

The expected benefits of this Radiographer Professional Standard is to become a guideline in the implementation of radiology engineering practices, as a measure of self ability. For educational institutions, as a reference in preparing the curriculum so that it occurs suitably between the learning process and public needs. Despite the intermediate curriculum colleges have differences, but radiographers are resulting from various study programs are expected to have equality in competency mastery.

Benefits for the Government or the user (employer) can be a reference for those who will provide licenses so they can know the competencies that have been mastered by a person.

### 2. Competency Standard

Radiographers competencies that need to be added, according to specific needs at work. Thus the parties. Government and employer can provide debriefing or short term training. This standard also makes the Community to clearly understand the competencies that will be mastered by Radiographers.

And for Professional Organizations is a reference in carrying out competency development programs on an ongoing basis and as a reference for assessing the competence of Radiographers of foreign graduates.

### 3. National Work Qualification Framework Standards

Indonesian Work Qualification Framework Standard is a formulation of work capabilities that includes aspects of knowledge, skills and attitudes that are relevant to the implementation of the duties and conditions of office that are determined in accordance with the provisions of the applicable laws and regulations, especially related to law employment under the Indonesian Ministry of Labour.

Work Qualification Framework Standard is beneficial for Radiographer as a reference for competency-based education or training so that the personal capacity of the Radiographer can be maintained and as a reference for implementing the competency test (competency certification) through the Board of Professional Certification.

Hopefully with the number of acknowledgments by the government, it will further improve the quality of health workers and radiographers so that it can benefit the nation and society. ■



■ Team from PARI Indonesia while draft Indonesian Radiographer Profession Standard.

# ISRRT MEMBERS MAKE THE ISRRT TOBACCO FREE CAMPAIGN A HUGE SUCCESS

REPORT BY DONNA NEWMAN ISRRT PRESIDENT AND YUDTHAPHON VICHIANIN, ISRRT DIRECTOR OF EDUCATION



**WHAT A** difference ISRRT member's contribution made in the success of ISRRT advocacy and Education Tobacco free campaign for radiography schools globally on May 31, 2020. The COVID-19 Pandemic affected countries around the world. Most radiography programs over the world have had to move their programs online which made Yudthaphon Vichianin, ISRRT Director of Education, rethink his ISRRT Tobacco Free campaign. This was scheduled to launch on May 31st to coincide with WHO World NO TOBACCO DAY. The goal was to spread awareness about the risks of tobacco use and how we can make the world tobacco free.

Interestingly statistics show that six million people die from tobacco related diseases every year in the world. Knowing that grassroots movements are key to sustained social changes and grassroots advocacy movements are the key to improving patient lifestyle Yudthaphon developed a three -year campaign program specifically designed to advocate and educate radiography students around the world to reduce the impact of tobacco among the medical radiation imaging and therapy profession. The goal of the project is to contribute to the movement to create a tobacco-free profession for the benefit of all. ISRRT President and ISRRT

Director of Education would like to personally thank all the members that contributed to the Facebook Campaign as the ISRRT understands that community engagement matters and make an impact.

As ISRRT members we asked you to create a tobacco-free campaign in your country with the ISRRT poster. The ISRRT was excited to not only see members contributing but some program directors and students found innovative way to contribute even with the social distancing and online change to class rooms. Know that you are leading by example and demonstrating to radiography students that by becoming involved they will impact and change the future. Know that your video's and posts in support of our campaign were both inspiring and impactful.

ISRRT thanks all member societies that contributed to the campaign and know that the true success of our campaign on May 31 was due to our member societies dedication to communicate, educate and help with the public awareness on this important message in each of your countries worldwide.

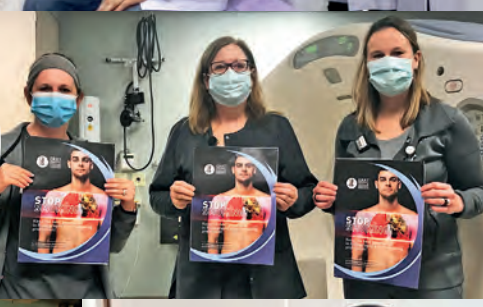
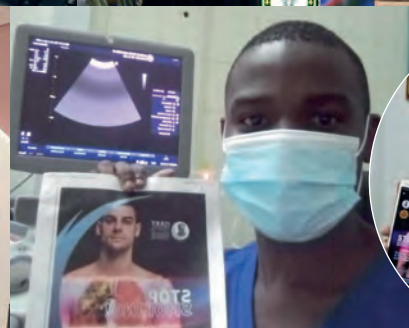
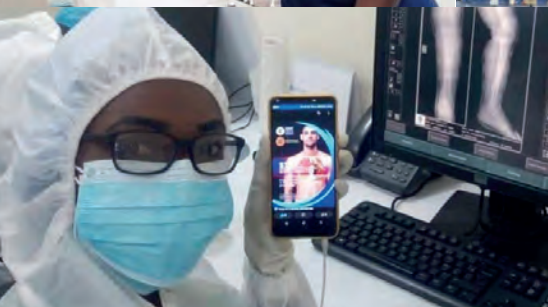
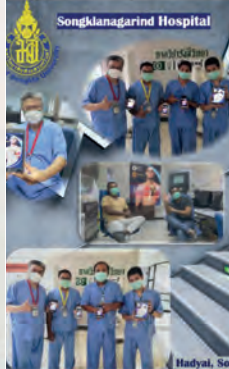
The amount of radiography professionals reached was amazing and know you all made a difference in the success of the ISRRT and WHO campaign Individual associate members and ISRRT members, hospitals from around the world know that it showed true leadership by making a stand and supporting our campaign.

The pictures said 1,000 words and showed people that we all believe our next generation of radiographers should be a profession that is nonsmoking.

Everyone that participated at the grass roots level and grassroots advocacy know that because of your involvement and taking time to post and contribute to the campaign message globally we have just influenced the use of tobacco and helped change some peoples mind about even staring to use tobacco. Our organization and specially you all have contributed to promoting a healthier lifestyle for the next generation of radiographers. We have created change by making a stand in support of a non-smoking profession. This might make the difference in many people lives.

As the official global partner representing the radiographers









voice around the world, the ISRRT is tasked with developing a global initiative relating to the strategic agenda of the WHO which promotes and contributes to the health and well being of the radiography profession around the world.

The WHO Framework Convention on Tobacco Control (FCTC) was developed in 2003 in response to the globalization of tobacco epidemic. Part of the WHO strategic plan is to educate, communicate, train and create public awareness.

The purpose of the ISRRT Tobacco Free Campaign is to support the WHO FCTC by education and resourcing radiography schools to reduce the impact of tobacco use amongst the medical radiation science profession and its practitioners. The ISRRTs overall goal is to contribute to a tobacco-free profession for the next generation.


The ISRRT initiated an international campaign "Radiography is a non-smoking profession" by raising awareness for a non-smoking profession at the international level. The plan for this year was to produce a Poster for the campaign which Alain Crompton ISRRT Director of Public Relations developed for ISRRT. Both Yudthaphon and I believe the campaign poster created by ISRRT Director of Public Relations and approved by the ISRRT Board created a message that was clear and impactful to our radiography profession.

Yudthaphon was going to use social media activities such as Facebook to promote the campaign using the ISRRT poster and invite ISRRT council members and radiography schools to participate. The principle idea of the campaign was to have radiology schools and ISRRT societies

promote these initiatives at the grassroots level to help contribute to a healthier behavior. Studies have shown that grassroots and public awareness campaigns can contribute to the reduction in tobacco use and help to create a tobacco free profession for the benefit of the world. As president I developed a letter for our council members asking them to participate in the campaign.

The ISRRT believed that the ISRRT tobacco campaign would not only contribute to the WHO FCTC but would also contribute to the WHO Global Action plan for the prevention and control for noncommunicable diseases (NCD's) 2013-2020 which include cardiovascular diseases, respiratory diseases, diabetes and cancer. According to the WHO More than 36 million die annually from these NCD's and most premature death are linked to common risk factors, which include tobacco use. The global target goals are to reduce mortality by 25% from NCD's by 2025. As we all work together globally on these

grassroot issues we will change the future of our profession. You can see by the statistical note just how many people can be reached just by taking time to become involved. Know that ISRRT members make a difference Again thank you all for participating and contributing to the success of our campaign. ■



Statistical note:

More than 200 people engaged offline with total estimation of 83,632 people reached on ISRRT's Facebook campaign (Statistics based upon multiple ISRRT posts on Facebook, Data assessed on June 23rd 11:51am, GMT+7 Thailand). There were 14 countries in the online campaign including: England, Greece, Guyana, Italy, Malaysia, Myanmar, Nepal, Nigeria, Philippines, Tanzania, Thailand, Turkey, USA, UK.



# PUBLIC RELATIONS & COMMUNICATIONS REPORT

REPORT BY ALAIN CROMP ISRRT DIRECTOR PUBLIC RELATIONS & COMMUNICATIONS



## 2020 World Radiography Day poster

This year the theme is the following:  
Elevating patient care with Artificial Intelligence:  
Radiographers are essential in elevating patient care with artificial intelligence

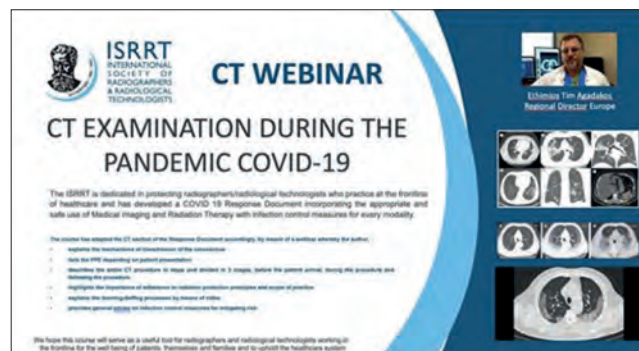
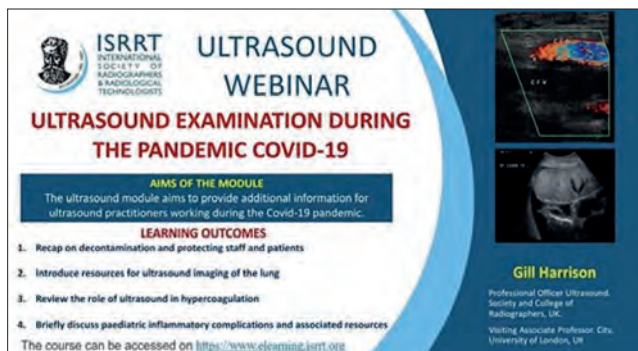
## ISRRT Webinars

Since the beginning of the pandemic COVID-19 I have produced the visual poster for the different webinars produced by the ISRRT.

## World radiography day ISRRT second edition magazine on the theme: Artificial intelligence

The first edition of our special WRD magazine in 2019 was a real success and we hope that the 2020 special magazine will be equally as successful.

Any radiographers who would like to write in this edition on the topic of artificial intelligence and the impact on our profession is welcome to send their material as soon as possible to our CEO at [ceo@isrrt.org](mailto:ceo@isrrt.org)



# PROFESSIONAL PRACTICE DIRECTOR'S REPORT

REPORT BY STEWART WHITLEY ISRRT DIRECTOR PROFESSIONAL PRACTICE

**IAM** pleased to report that the ISRRT continues to play an important and pivotal role in representing the radiography profession on the world stage. ISRRT is constantly engaged in various activities of the WHO and the IAEA helping to shape the safety culture and professional standards for all our diagnostic and therapy radiography professionals. This has been particularly true and important during the COVID-19 pandemic period. At the time of writing ISRRT representatives have been active in producing and circulating a number of helpful guidance documents which we will describe in this report.

This report highlights those activities and involvements, not already published in earlier newsletters, which ISRRT has played an important role in representing the radiographers and radiological technologists voice on the international stage.

## COVID-19 – ISRRT'S RESPONSE - GUIDANCE DOCUMENTS

Since the outbreak of COVID-19 ISRRT has been engaged actively in several activities embracing the support of all member organisations and radiography experts in preparing helpful guidance and advice on infection prevention control (IPC) measures and communicating these to the radiography profession. During this period there was also active participation with both the WHO and the IAEA as guidance documents to the radiology community was being prepared

Initially, ISRRT submitted to the WHO a guidance document for radiographers which had already been circulated to the radiography community titled 'WHO Non-Governmental Organisations (NGOs) meeting facing COVID-19 27th March 2020 ISRRT response – appropriate and safe use of radiation – with control of infection issues considered.' This can be found at: [www.isrirt.org/pdf/WHO-NQOs-Covid-19-meeting-03-4-2020.pdf](http://www.isrirt.org/pdf/WHO-NQOs-Covid-19-meeting-03-4-2020.pdf)

This simple guide, produced at the outset on the pandemic, formed the basis of a much more detailed document which involved several radiographer colleagues and experts from around the world reflecting and sharing their experience gathered during those early eventful days.

The larger and more detailed response document titled 'COVID-19 ISRRT Response Document - Appropriate and safe use of Medical Imaging and Radiation Therapy with infection control measures considered in addition to standard radiation protection procedures' approved by the Board of Management was launched April 2020

and made available on the ISRRT website.

The document builds and expands on the document initially shared with the World Health Authority (WHO) Non-Governmental Organizations (NGOs) meeting facing COVID-19 held March 27, 2020. The document was used in the development of various WHO/IAEA Technical documents including 'WHO-Rapid Advice Clinical Guide on appropriate use of radiological imaging in COVID-19' and the IAEA/WHO Technical brief for Nuclear Medicine in COVID-19.

ISRRT thanks the radiographer experts from around the world who contributed to the chapter content of this publication reflecting the best practices in their countries as well as the current guidance and publications issued by several professional societies.

The document addresses the control of infection measures necessary to manage imaging and radiation therapy procedures for patients who may carry the COVID-19 virus. Additionally, it outlines measures necessary for imaging the more complex and higher risk patients undergoing aerosol generation procedures (AGPs). All of these infection control considerations are levelled against those locally published radiation protection and medical imaging safety procedures and protocols.

The document will assist in the development of local action plans for a safe way of working, outlining all the relevant steps to be considered for a range of medical imaging and radiation therapy procedures and situations. This includes appropriate PPE required to protect against COVID-19 transmission and daily best practice for social distancing of radiographers, patients and personnel including health care workers. There is also valuable information relating to best practice for general cleaning after performing medical imaging and radiation therapy procedures on patients with the COVID-19 virus.

This document and its shorter version 'Quick Guide for Protective Measures' can be found at: [www.isrirt.org/full-guideline-protective-measures](http://www.isrirt.org/full-guideline-protective-measures) and [www.isrirt.org/covid-19-isrirt-guidelines](http://www.isrirt.org/covid-19-isrirt-guidelines) together with the ISRRT COVID-19 poster at: [www.isrirt.org/poster-covid-19](http://www.isrirt.org/poster-covid-19)



## POSITION STATEMENT

### Radiographers and Radiological Technologists – Frontline Health Care Workers

One of the interesting findings and experiences of radiographers and radiological technologists during the early days of the COVID-19 pandemic was the lack of access to personal protective equipment (PPE). This, in some instances, was due to the fact that some employers considered that they were not categorised as 'Frontline Health Care Workers'.

Despite the fact that WHO considers all those directly involved in imaging are 'frontline workers' some staff still struggled to get such recognition.

A new position statement 'Healthcare Employers responsibilities in recognizing Radiographers/Radiological Technologists as Key Frontline Healthcare Workers' was therefore hastily published with input from Board and Council members. This can be found at: [www.isrrt.org/radiographersrts-are-frontline-health-care-workers](http://www.isrrt.org/radiographersrts-are-frontline-health-care-workers)

This position statement outlines the rationale to support this statement providing also useful background information and highlighting those essential elements that employers have to provide to support its professional staff. The position statement indicates categorically that:

*'The ISRRT states that healthcare employers have a responsibility to recognise radiographers and radiological technologists as 'Key Frontline Healthcare Workers'.*

*Furthermore, healthcare employers have an overarching responsibility in maintaining working conditions to advance for the safety, care, general health and mental wellbeing of radiographers and radiological technologists.'*

This 'Position Statement' can be found on the ISRRT website along with other position statements

### WHO NGOs meeting on medical technologies (Med dev and IVDs) and infrastructure , during the Executive Board 146. February 5, 2020 – Patient safety and Global action on patient safety

Through the modern medium of WebEx technology, I was able to join remotely a meeting held in Geneva of NGOs associated with medical technologies. This catch up meeting focused on a variety of topics and initiatives for NGOs during 2020.

Uppermost was a discussion was the WHO's 72nd World Health Assembly (WHA72) resolution on Global Action of Patient Safety and the WHO Director General report which focused the WHO Patient Safety Programme, who are developing a comprehensive Global Patient Safety Action Plan for the decade 2020-2030 under



the vision "A world where every patient receives safe health care, without risks and harm, every time, everywhere".

This Global Action on Patient Safety will provide new opportunities for ISRRT collaboration with WHO in the coming years.

A full report can be read on the ISRRT Blog.

### Health Workers Hub – meeting February 11, 2020

ISRRT continues to provide input into this key Interprofessional collaboration for joint advocacy on health workforce. Meetings, held remotely, have been held December 12, 2019 and February 11, 2020.

The hub is being created as part of the WHO campaign 'Addressing the 18 million Health Workers Shortfall' projected shortfall by 2030 of 18 million health workers globally is a priority for WHO. The WHO Director-General has a keen interest in the role that health professional associations can play in helping to address the projected shortfall. Specifically, how can professional associations come together and collaborate to address workforce challenges in their countries.

The hub would enable the Interprofessional groups to:

- bring together a critical mass of organizations and agents for change across all health professions
- learn from each other and identify areas of perspective, priority and expertise
- identify and share practice across professional associations, employers, unions regulators and other key stakeholders
- to prioritise the six key areas identified for work and co-create an action plan and agree a set of goals for 2020 whether local, national or regional.

Stewart has been nominated to serve on the Health Workers Hub Steering Committee and will take forward the actions submitted by ISRRT.

The ISRRT priority will be to promote the introduction of a radiographer/radiological technologist career pathway which encompasses a Four Tier educational pathway which addresses the projected shortage of radiographers and radiologists.

### Consultancy Meeting on Strengthening Radiation Safety Culture in Medicine - IAEA Headquarters Vienna, February 18 to 20, 2020

I had the privilege of attending this important meeting on behalf of ISRRT at which I presented what ISRRT is undertaking to promote radiation Safety Culture. Additionally, I was asked to present the 'Personal Accountability' trait as part of the review of the draft course materials.





IAEA, WHO and NGO delegates at the Consultancy Meeting on Strengthening Radiation Safety Culture in Medicine.

## Background

Safety Culture is the assembly of characteristics and attitudes in organizations and individuals which establishes that, as an overriding priority, protection and safety issues receive the attention warranted by their significance. Requirement 5 of the International BSS has guidelines on the importance of safety culture in all activities using radiation sources. The International Bonn Call-for-Action item 8 calls for medical professional to Strengthen radiation safety culture in health care.

Medical uses of radiation are one of the most beneficial ways radiation is used to improve the quality of life of individuals and society. But when used improperly it can lead to adverse risk to patients, workers and society. Strengthening radiation safety culture is discussed in meetings and literature but there is no practical training information targeted to improving radiation safety culture in medicine. The IAEA Agency held a Technical Meeting to determine the best ways to address the issues of radiation protection and safety of patients where a weak safety culture was a contributing factor. This meeting held 1st-3rd October 2018, highlighted the need to support improving safety culture to assure that radiation protection and patient safety were a priority.

To accomplish this goal, information from the nuclear power, space, aviation and other high- risk (engineering) technologies were researched. This resulted in identifying 10 safety traits that are applicable to radiation in medicine. The training methodology for this initiative is a radiation protection case study for each trait followed by a facilitated discussion and concluding with a digital presentation.

The digital presentations used for the training material were acquired through an online contest. The contest launched in May 2019 allowed radiation professionals to participate in developing the training material and an opportunity to discuss safety culture within their facility. The contest was held in May 2019 and we received 107 abstracts. Of the 107 abstracts, 88 were accepted

for a digital presentation. Each three-minute presentation address improvements in one of the 10 safety traits. At the conclusion of the contest, IAEA received 54 digital presentations. These were evaluated in house by radiation protection of patient's unit and 21 of these were submitted to external judges who determined the winners.

The top 3 winners participated in the consultancy meeting, 18-20 of February 2020, and where they presented their submittal and received a small token of appreciation for their contribution. The remaining 2 days of the consultancy consisted of a soft launch of the training material to international professional organizations, who will be instrumental in sharing the information with their members.

The traits identified are: Personal accountability, questioning attitude, effective safety communication, leadership safety values and actions, decision-making, respectful work environment, continuous learning, problem identification and resolution, environment for raising concerns and work processes.

## REGIONAL COORDINATORS REPORTS

The ISRRT Regional Coordinators for Professional Practice continue to monitor and report on activities in their respective Regions. I am pleased to include reports from Christopher Steelman, Regional Coordinator for The Americas, and Elizabeth Balogun Regional Coordinator for Africa.

### Christopher Steelman (USA) - The Americas

#### RSNA Launches International COVID-19 Open Radiology Database

The Radiological Society of North America (RSNA) and the RSNA COVID-19 AI Task Force has announced the launch of the RSNA International COVID-19 Open Radiology Database (RICORD). RICORD is envisioned as the largest open database of anonymized COVID-19 medical images in the world. More than 200 institutions around the world have expressed their interest in participating. RICORD aims to save lives via an open imaging database that can be used by the global research and education communities to gain new insights, apply new tools such as artificial intelligence and deep learning, and accelerate clinical recognition of this novel disease. The database will include supporting clinical information and expert annotations. It will be freely available to the global research and education communities.

#### ASRT Foundation's COVID-19 Emergency Relief Fund

The American Society of Radiologic Technologists (ASRT) Foundation launched a charitable initiative on April 14, 2020 to provide financial assistance to medical imaging and radiation therapy professionals who have fallen victim to coronavirus. The ASRT Foundation's COVID-19 Emergency Relief Fund also offers short-term support to those professionals whose employers have instituted layoffs, furloughs or decreased work hours in the face of the reduction or elimination of non-essential medical imaging and

radiation therapy procedures during the crisis. The Foundation received more than 2,000 applications within days of announcing the program, exhausting the initial financial outlay and personal donations. In response to overwhelming demand, the ASRT Board of Directors has approved an additional \$100,000 and the ASRT Foundation Board of Trustees approved another \$50,000 to support the ASRT Foundation's COVID-19 Emergency Relief Fund. In addition, individual donors have contributed more than \$8,000 bringing the fund's total relief aid to more than \$250,000.

#### Coalition Sends Letter to Congressional Leadership on Key Radiology Issues

A coalition of nine radiologic science associations including the ASRT have urged leaders in U.S. House and Senate to take six key steps to stabilize and support the health care delivery system during the COVID-19 crisis. The letter states "As you consider next steps to confront the public health and economic implications of this crisis, we urge you strongly consider support to the healthcare delivery system as they continue to treat COVID-19 patients and others who are suffering from a myriad of ongoing health conditions." The coalition asked the leaders to confront the public health and economic implications of the crisis by taking the following steps:

1. Provide additional direct, focused financial support to physician and non-physician practices and their management partners, hospitals, and ASC's across the health care delivery system.
2. Waive budget neutrality for the Medicare payment changes for evaluation and management services that are slated to be implemented on January 1, 2021.
3. Support all essential medical imaging and radiology workers including radiographers, sonographers, computed tomography technologists, radiation therapists and nuclear medicine technologists by providing HEROES/hazard pay.
4. Reduce liability for health care workers and emergency responders in this crisis.
5. Temporary waiver of prior authorizations during pandemic/ state of emergency.
6. Delay appropriate use criteria.

See the entire text of the May 8, 2020 letter here:

[www.asrt.org/docs/default-source/covid19/medical-imaging-covid-coalition-letter.pdf?sfvrsn=892104d0\\_2](http://www.asrt.org/docs/default-source/covid19/medical-imaging-covid-coalition-letter.pdf?sfvrsn=892104d0_2)

#### USA Radiation Therapy Vacancy Rates

The ASRT conducts staffing surveys each year, alternating between the medical imaging and radiation therapy practice areas, to monitor workplace and hiring trends in the radiologic sciences. Vacancy rates for increase in vacancy rates for therapists and medical dosimetrists rose substantially since 2018, according to a survey performed this year by the American Society of Radiologic Technologists. Researchers noted, however, the survey data was collected before the COVID-19 pandemic began affecting the surveyed clinical settings.

Survey results indicated the vacancy rate for radiation therapists was 7.2 percent in 2020, up from 3.2 percent in 2018. Vacancy rates in medical dosimetry increased from 2.4 percent to 9.6 percent over the same period. Vacancy rates represent the percent of positions that are open and actively being recruited. The staffing survey also provides information about the average number of full-time radiation therapists and medical dosimetrists working in medical facilities. Results show that the average number of budgeted positions per facility in therapy fell slightly from 7.7 in 2018 to 7.1 in 2020. Over the same period, the number of budgeted positions for medical dosimetrists remained steady at 2.5 in 2018 and 2020.

#### Elizabeth Balogun – Africa

Our job as radiographers and radiation protection practitioners was redefined in Africa as it is in the whole world. This is due to the pandemic called COVID-19 which has put more emphasis on TIME-DISTANCE-SHIELDING which we were used to be applied to the Novel Virus which we were not used to.

The first case was reported in Egypt on February 14, 2020, while the second was reported from Algiers both in North Africa. Nigeria reported the third case in Africa on February 27, 2020 but the first case to be reported in sub-Saharan Africa. It has now spread to all the 54 countries in Africa at different times and rate.

The need for hospitalization as well as the need for accurate diagnosis using medical imaging brought us out as Front-liners and practice has never remain the same with the need to keep up the rule of asepsis and keeping within the Infection Prevention control guidelines.

So many societies had to set up committees to draft new guidelines as well look out for the welfare of their members.

The East and West Africa are put up for discussion in this article while a country in direct need of Professional practice support is also put up here so they can be assisted in order to improve Professional practice and Radiation protection issues.



#### Sierra Leone

##### Training to Practice

The country has no formal academic training system, however all trainings are done at the hospital level to equip trainees with basic

knowledge on equipment use and technique.

##### Professional Practice

There is still so much lacking in their professionalism. As people are not dedicated strictly to what they are trained for and most of the time do not understand the reason for doing these things. Radiation protection is hugely compromised. However, continuous training and mentoring has improved performance output such as image appreciation, reduced repeats and improved diagnostic images. Although, it is very obvious but not sufficient.



## Patient care

Trainings on patient care were carried out both at the hospital levels and in group trainings sessions, and I am proud to say the output from such trainings are very remarkable but they are not enough.

## Radiation protection

There is no professional regulatory body for radiography apart from the IAEA which operates in the country for other regulatory works.

The Radiation protection is limited to what is available and based on the training they are exposed to.

In General, it can be concluded that though in short strides, the best practices in radiography will pick up in a short time. More personnel trainings are however recommended to drive home more of the acquired skills. This is therefore a call out to professionals in Africa and ISRRT for adequate support.



## ZAMBIA

This is a country in East Africa with the first case of COVID-19 being reported on the 18th of March, 2020 in Lusaka, the capital city and the Epicenter of the disease.

From the inception, a purpose built hospital was used as both Isolation center and intensive care unit.

Initially both Asymptomatic and mild symptomatic patients were isolated in the center once they are confirmed positive. This was done until they ran out of space and change the policy to only admit moderate to severe cases in the hospitals.

## Radiography and imaging practices


A dedicated mobile Imaging equipment and accessories were put in the isolation center with three Radiographers among other healthcare workers who were drafted to work there. Adequate



■ Zacheus Simukanga from Lusaka, Zambia post processing a chest X-ray image.

and continuous training were done, the Radiographers were swabbed every two weeks to check their COVID-19 status after which they can reunite with their family during a short break and then return back for work.

The main Isolation center is Levy Mwanawasa COVID center in Lusaka, Zambia.



## NIGERIA

A country in West-Africa and the most populous country in Africa recorded her first case by importation on February 27, 2020 in Lagos the business capital of the Nation.

Despite the spread to all the 36 states but one including the Federal Capital Territory, Abuja, Lagos still remain the Epicenter of the Nation. Lagos had a dedicated Infectious Disease Hospitals in a few states as a product of the experience with Tuberculosis during the nineteenth century and the recent Ebola Breakout. Although the imported cases were easily Isolated and treated, tracing of contacts and community spread became a huge challenge.

The nation also started with admission of all positive cases but only moderate to severe cases are now hospitalized as the number increases while asymptomatic patients are made to self-isolate

## Radiography and imaging

The initial imaging modalities were the ultrasound and Computed Radiography at centers and Facility where these were available with no adequate clinical history. A few of the patients who came to these centers were later diagnosed with COVID-19. Then the centers were shut down and decontaminated.

The Association of Radiographers of Nigeria also set up a committee to look into guidelines for safety practices which was circulated and members were quickly brought to speed by training and retraining through organized webinars and media engagements.

There was also the initial challenges of Personal Protective Equipment (PPE) and Recognition but was taken care of as time sped by and more locally made PPE were produced in high quantities. cases were recorded.

The newly built Isolation centers now have dedicated mobile x-ray and ultrasound equipment with dedicated personnel to work with.

A few Centers had protocols that were peculiar to them such



■ Ugwu Stephen from Delta state (south south), Nigeria ready for mobile radiography.

as having a chest Radiograph done on individual patients at the point of admission. These protocols have changed to reduce Radiation dose. The Request were made strictly on need basis while a few Computed Tomography centers are used to reduce cross infections among patients.

Five of our Radiographers were reported to have tested positive for the virus with moderate symptoms, three have been discharged and two are still in the isolation center as at the time of this report. ■

[www.wretf.org](http://www.wretf.org)



[email: admin@wretf.org](mailto:admin@wretf.org)

## TRUSTEES

Chris Steelman (USA)  
Keith Piper  
Ian Henderson  
Ramona Chanderballi  
Dr Maureen McPake  
Fozy Peer  
Robert Shen  
Boniface Kouame Yao

## CHAIRPERSON

Chris Steelman  
[csteelman@x-rayintl.org](mailto:csteelman@x-rayintl.org)

## HONORARY TREASURER

Ian Henderson

## HONORARY SECRETARY & EDUCATION LEAD

Keith Piper

## New website

World Radiography Educational Trust Foundation is proud to announce our new website. The website was made possible by the combined efforts of medical imaging professionals from around the world. The WRETf would especially like to thank the United Kingdom's College of Radiographers (CoR) who generously provided many of the images found on the website. The foundation has also implemented a suite of cloud computing, productivity and collaboration tools to increase the Foundations efficiency. Please take a moment to visit [www.wretf.org](http://www.wretf.org)

## Bursary Category Added

The WRETf has added a "projects" category to our highly successful bursary program. The WRETf has a long history of awarding bursaries each year for conference attendance or to visit a healthcare facility for an educational opportunity. This round of bursary applicants will have the opportunity to propose a project such as hosting a conference or meeting, starting a publication, research etc. that has the goal increasing access to education. In keeping consistent with our mission to increase access to education in the science and practice of radiography, radiation and allied subjects throughout the world preference is always given to applicants applying from countries lower on the United Nations Human Development Index (UNHDI - [hdr.undp.org/en/composite/HDI](http://hdr.undp.org/en/composite/HDI))

## Latin America Initiative



The WRETf is very excited to announce that we are extending our reach to the radiographers of Latin America. Leading that effort is our newest Ambassador, Guillermo Alberto López, Ms.C.; Ph.D. from Brazil. Dr López, left, is a radiographer who specializes in pediatric radiology with a Masters in Dosimetry and Ph.D. in Nanomaterials. He is currently a professor at the Federal Institute of Bahia in Brazil. Internationally recognized for his contributions to our profession, Dr López will assist with both leadership and professional mentoring in his role as an Ambassador.



## First Ambassador's Conference

The WRETf Ambassador Program Director Ramona Chanderballi hosted the first WRETf Ambassador's Conference on May 30, 2020 via video teleconference. Ambassadors from nearly 20 countries joined special guest Honorary Ambassador Mr Khin Maung Tin for a lively conversation on topics including leadership development, regional challenges, and the projects each is conducting to improve educational opportunities in their countries. Ms. Chanderballi shared "While the COVID-19 pandemic has affected almost every country in the world, we at the WRETf are thankful that we were able to have contact with our Ambassadors-some of whom are serving their communities on the frontlines." The Ambassadors also spoke of supporting the ISRR international campaign "Radiography is a non-smoking profession" by raising awareness for a non-smoking profession in each of their countries.

## Ambassadors Elevated to Honorary Status

The title of Honorary Ambassador is bestowed upon ambassadors who have made outstanding contributions to the WRETf and its ambassador program. Each has provided distinguished service to the medical imaging professionals of their country as well as the worldwide community. Honorary Ambassadors are an extremely valuable member of the WRETf team, providing continuing leadership and professional mentoring to representatives in the ambassador program.



## Khin Maung Tin - Myanmar

Khin Maung Tin, left, was appointed as an Honorary Lecturer in Radiation Protection and Medical Photography at the Post Graduate

School of Radiology, University of Medicine, Yangon, and honorary lecturer in Radiation Protection in the Department of Radiography and Medical Imaging at the University of Medical Technology, Yangon. He retired from the Government Services in 1997 and joined the Asia Royal Hospital as a Chief Radiographer in 2001. He was elected to the Society of Radiological Protection, the UK in 2009. The Singapore Society of Radiographers also awarded him as an Honorary Membership in 2015. As a President of Myanmar Society of Medical Radiation Technologists, he attended the many international radiological conferences. He was elected a Fellow of the Society of Radiological Protection on May 28, 2015. He was elected as an Honorary Member of the Thai Society of Radiological Technologists April 24, 2019.

#### **Ansumana Darboe – The Gambia**



Ansumana Darboe, left, began his medical as a nurse assistant in a private hospital in The Gambia, where he was given

an opportunity to undergo an hospital base training program in radiography, a program he completed in December 2009. In 2010, Ansumana joined the Medical Research Council Unit, The Gambia Pneumococcal Surveillance Project in Basse Field Station as Radiography Assistant a position he held until 2011 when he was promoted to technologist position with a supervising role for x-ray assistant trainees.

In 2012, Ansumana in collaboration with his community (Sankandi Village), initiated community mangrove conservation and restoration through planting mangrove propagules on degraded former mangrove forests that have suffered degradation and removal over the past three decades. Today more than 2 million mangrove propagules have been planted. Ansumana was awarded the Shulman Award from Earthwatch Institute of Europe to continue the community mangrove conservation and restoration, conduct research, and start a community beekeeping demonstration pilot project to create environmental business opportunities. Ansumana's goal is to build a community

radiology hospital in rural The Gambia, that will provide timely and uninterrupted services to radiology imaging for poor people who struggle to get a single x-ray or ultrasound for diagnosis.



#### **WRETF Ambassador of the Year Award**

The WRETF Board of Trustees are happy to announce the "WRETF Ambassador of

the Year Award". This award seeks to acknowledge the dedication of an individual ambassador in promoting and supporting the mission of the WRETF. Mr Mohammed Abdalghani- Palestine, above, has the unique distinction of being the first Ambassador recognized for this award. Mr Abdalghani's commitment to the mission of the foundation has inspired his fellow Ambassadors as well as the and international radiography community. Mohammed is the Head of the Radiology Department at Tulkarem

Health Directorate and serves as the Vice President of the Palestinian Association of Medical Radiation Technologists (PAMRT). M. Abdalghani is also a board member of Arab Federation of Radiology Specialists Associations (AFRSA ).

#### **Ambassador Projects**

##### **Evelyn Wasike -Kenya**

Ambassador Evelyn Wasike visited Gertrude's Children Hospital, the only hospital of its kind in Kenya. It is a private hospital and has a fully-fledged radiology and imaging department. Evelyn reports that the radiographers working there are young professionals who have just begun their careers and wished to learn about the profession, the WRETF, and how they could benefit from the WRETF's support. Ms Wasike reports that after her presentation attendees were excited to become involved with the WRETF and are currently seeking a partner for the WRETF Twinning program. ■

##### **Christopher Steelman Chairman**





## NEWS FROM MEMBER COUNTRIES

### AUSTRALASIA

#### NEW ZEALAND

On behalf of the New Zealand Institute of Medical Radiation Technologists (NZIMRT) I would like to recognise all radiographers, radiological technologists and radiation therapists throughout the world who have continued to provide front line care and support during the ongoing Covid 19 pandemic. I don't think any of us would have believed our world would be in such a position with lives, jobs, and welfare threatened globally. The closeness of the ISRRT family spread across the world gives us all concern for shared health and safety.

Congratulations and thank you to the ISRRT Board and members for the wonderful webinar series provided over the last few months. These have provided great opportunity to share learning and have been appreciated.

New Zealand members were disappointed for the Dublin World Congress convening committee whom have contributed such huge effort towards staging the conference, only for everything to come to a standstill. We thank you for your dedication as the world moves so ever slowly forward. The joint ASMIRT / NZIMRT Conference was also postponed as the world began to come to terms with the ever changing scene.

Living on two large islands at the bottom of the world has always seemed so far away for 'kiwis' who love to travel. We are now so fortunate that to date this has afforded New Zealand an opportunity to eliminate the Covid 19 virus. Families in lock down, staff divided into teams, hand sanitiser and social distancing was the norm, as was temperature checks before entry into the Hospital. While our Hospitals and x-ray departments have all but returned to normal there is recognition that this is a 'new' normal. Ongoing vigilance is required to maintain this 'new' normal.

Often it is not until the stress of a difficult time has decreased, that individuals have time to reflect. Coming to terms with the



world situation is a difficult concept to accept and people, families, friends deal with the fear, isolation, separation, and worry very differently. My own son said to me during lockdown – "Mum, you get to go to work every day". While front line workers face the fear of contact with the virus, contracting the virus, and so much human suffering, my son saw that we had the chance to make a difference.

Please stay safe ISRRT family. We will meet again, hug each other and remember how we all played our part.

**Kathy Colgan**  
NZIMRT ISRRT Director

#### VIETNAM

In this COVID-19 pandemic, combined with a Webinar event of GE healthcare, Vietnam Association of Radiological Technologists (VART) has achieved much success in manifold features:



1. VART had successfully organized 2 courses of study for 1500 Vietnamese Radiological Technologists. We also make the final tests and issue the Continuous Medical Education Certificate to Vietnam members
2. We worked with the Philippines and Myanmar Society and ISRRT to organize the International Online Seminar successfully with the participation of 14 nations and 17 presentations:
  - Prof. Hoang Minh Loi - Guest Speaker (Vietnam): Role of X Ray and CT Scanner imaging in COVID - 19 pandemic.
  - Topic "How to protect for RT drawing do X Ray and CT Scanner for patients infected SARS - CoV 2 virus" with sharing presentation from: Malaysia, Indonesia, Philippines, Myanmar, Vietnam, Thailand, Australia, Japan, Korea, Singapore, Hong Kong, Macau, Taiwan, USA

The members were assessed the final test and issued the CME certificate.

Some experiences

for sharing after the organizing this online workshop:

- Detailed preparation needed and attendees instructed on registration and how to make the final test in detail.
- With a large amount of participants 500+, we need to transfer to a public platform.
- Speakers and panelists need to be trained carefully before the workshops.
- It is necessary to have an moderator to cover all stages and control all problems during workshop.

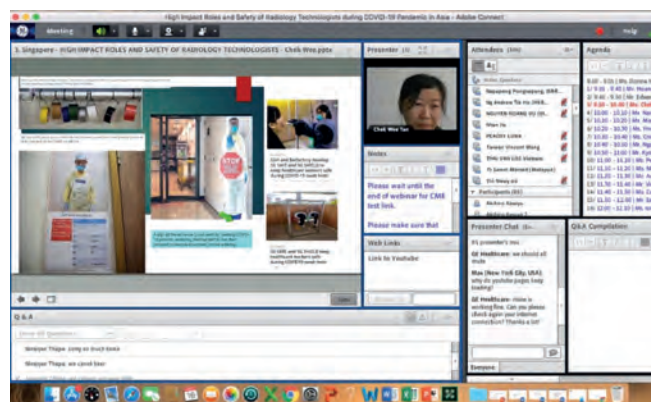


#### MYANMAR

Myanmar, Philippine and Vietnamese societies of radiological technologists signed the Memorandum of Understanding (MoU) at the 5th Myanmar-Philippine and Vietnam Radiological Technologist Conference hosted by Vietnam Association of Radiological Technologists in Da Nang City, Vietnam on 23rd. August 23, 2019. According to the MoU it is agreed that MSMRT, PART & VART will co-operate acting as independent participant to promote academic activities.

The three societies under the umbrella of ISRRT agreed to do the online Webinar during the COVID-19 crisis on May 16, 2020. The Vietnamese Society approached the GE Healthcare who agreed to sponsor the online webinar. We choose the title: High Impact Roles and Safety of Radiological Technologists during COVID-19 Pandemic in Asia.

Mr Thai Van Loc, President of VART acted as a Host. The online webinar was very successful. The participants were awarded the certificate signed by the three presidents of the MSMRT, PART and VART.



## THE AMERICAS

## AMERICA

## ASRT 2020 elections results

Members of the American Society of Radiologic Technologists elected four officers to serve on the 2020-2021 ASRT Board of Directors.

Kristi Moore Ph.D., R.T.(R)(CT), right, was elected to serve as ASRT's president-elect. She is assistant dean for academic affairs, School of Health Related Professions, chair and professor, Department of Radiologic Sciences at the University of Mississippi Medical Center, in Jackson, Mississippi. Dr. Moore currently serves as vice president of the ASRT Board of Directors.



Daniel L. Gonzales, M.S.R.S., R.T.(R), FASRT, will serve as vice president. Gonzales is director of diagnostic imaging at Carlsbad Medical Center in Carlsbad, New Mexico. He served as treasurer of the ASRT Board of Directors in 2018-2019. Steven Cohen, R.T.(R), will serve as secretary. Cohen is senior radiologic technologist in the imaging department at OrthoIndy in Indianapolis, Indiana. He served as secretary-treasurer of the ASRT Board of Directors in 2017-2018. Brandon Smith, M.B.A., M.S.R.S., R.T.(R)(VI), was elected to serve as treasurer. Smith is a radiology applications trainer in the educational services and customer excellence department of GE Healthcare in Houston, Texas. He is a former president and chairman of the board of the Texas Society of Radiologic Technologists. Michael Odgren, B.S., R.P.A., R.R.A., R.T.(R)(CT), will serve as ASRT president for the 2020-2021 term after a term as president-elect. Stephanie Johnston, M.S.R.S., R.T.(R)(M)(BD)(BS), FASRT, will be elevated to chairman of the Board after a term as president.

## ASRT House of Delegates elects speaker and vice speaker

At the 2020 ASRT Virtual Special Meeting of the House of Delegates, delegates re-elected Joseph Whitton, M.S., R.T.(R)(CT) (MR), FASRT, as speaker of the House and Daniel DeMaio, M.Ed., R.T.(R)(CT), as vice speaker of the House. This is Whitton's



second term as speaker. He formerly served as the vice speaker for the 2016-2017 and 2018-2019 terms. Whitton is the clinical assistant professor/program director at Stony Brook University in Stony Brook, New York. This is DeMaio's second term as vice speaker as he served in the role during the 2019-2020 term. DeMaio is the director of the radiologic technology program at the University of Hartford in West Hartford, Connecticut. Whitton and DeMaio are members of the ASRT Board of Directors. They will manage the House of Delegates proceedings during the 2021 ASRT Annual Governance and House of Delegates Meeting.

## ASRT Survey Assesses Radiation Therapy Staffing Rates

Vacancy rates for radiation therapists rose substantially since 2018, according to a survey performed this year by the American Society of Radiologic Technologists. Researchers noted, however, the survey data was collected before the COVID-19 pandemic began affecting the surveyed clinical settings.

Survey results for the [ASRT Radiation Therapy Staffing and Workplace Survey 2020](#) indicated the vacancy rate for radiation therapists was 7.2 percent in 2020, up from 3.2 percent in 2018. Vacancy rates in medical dosimetry increased from 2.4 percent to 9.6 percent over the same period. Vacancy rates represent the percent of positions that are open and actively being recruited. "Our research saw an increase in vacancy rates for therapists and medical dosimetrists", said ASRT Director of Research John Culbertson, M.Ed., M.A. "However, caution should be taken when interpreting and generalizing these figures. It should be stressed that the data was collected before the substantial impact COVID-19 had on clinical practice." The staffing survey also provides information about the average number of full-time radiation therapists

and medical dosimetrists working in medical facilities. Results show that the average number of budgeted positions per facility in therapy fell slightly from 7.7 in 2018 to 7.1 in 2020. Over the same period, the number of budgeted positions for medical dosimetrists remained steady at 2.5 in 2018 and 2020.

## ASRT Foundation Awards More Than \$200,000 in Scholarships

The ASRT Foundation, philanthropic arm of the American Society of Radiologic Technologists, has awarded \$213,200 in scholarships for the 2020-2021 academic year. This year's 65 recipients include practicing professionals working toward new certifications and degrees along with entry-level students at colleges and universities throughout the United States. Scholarship awards range from \$250 up to \$5,000 and are funded by the ASRT Foundation through partnerships with corporations, non-profits and generous ASRT members. The ASRT Foundation is believed to be the largest single provider of medical imaging and radiation therapy scholarships in the world. See list of all scholarship recipients [here](#).

## ASRT Names 2020 Life Members and Fellows

The American Society of Radiologic Technologists awarded Life Member status to two members and bestowed the status of Fellow on four members during the 2020 Virtual Special Meeting of the House of Delegates on June 27. The Society's newest Life Members are Linda Holden, M.S., R.T.(R)(QM), FASRT, and Mary Loritsch, Ed.D., R.T.(R), FASRT. Fellows elevation goes to Amy Hofmann, M.B.A., R.T.(R)(CT), RDMS, CRA; Benjamin Morris, M.S.Ed., R.T.(R)(T)(CT); Ann Obergfell, J.D., R.T.(R); and Travis Prowant, M.S.H.S., R.R.A. R.T.(R)(CV) (CT). Established in 1938, Life Members are active ASRT members who have maintained continuous membership for at least 30 years and have participated in a wide range of volunteer activities that demonstrate dedication to the ASRT and the radiologic technology profession. Candidates who receive the honor are selected by at least a three-quarters vote of the ASRT Board of Directors. The ASRT established the honorary Fellow



category in 1956 to recognize members who have made outstanding contributions to the profession and ASRT. Fellows have volunteered in leadership positions at the national and local levels, written articles for publication, presented at professional meetings and helped advance the radiologic technology profession.

#### ASRT Radiation Therapy Conference Update

The ASRT Radiation Therapy Conference scheduled for Oct. 25-27 in Miami has been cancelled due to the COVID-19 health crisis. ASRT's decision to cancel the meeting follows cancellations of the American Society for Radiation Oncology and the Society for Radiation Oncology Administrators meetings. The annual Radiation Therapy Conference is usually held in conjunction with the ASTRO and SROA meetings. ASRT is investigating the feasibility of hosting a virtual Radiation Therapy Conference. The Society will provide more information as details become available.

**Donna Long**  
Council Member

#### ASRT Foundation International Collaborative Clinical Research Grant

The ASRT is preparing an announcement on the focus and the recipients of the first International Collaborative Clinical Research Grant that funds co-investigators in the U.S and U.K.

The International Collaborative Clinical Research Grant supports medical imaging and radiation therapy professionals aspiring to partner with an international colleague to conduct a clinically focused scientific research project in radiologic technology.

A US researcher will first apply with a

proposal. For accepted proposals, an international researcher will be given the opportunity to apply to be a co-investigator on the project.

Anticipated total grant funds for the US and UK researcher will not exceed \$50,000. Watch for an announcement soon.

**Sharon Wartenbee**  
Regional Director of America's



#### A continued thanks to all MRTs, RTs and radiographers everywhere

CAMRT would like to recognize the extraordinary contribution and extend its sincere thanks to all those practicing in medical radiation technology / radiography around the world at this time. The tremendous dedication to the care of your patients and the health of the public at large, in the face of personal risk, is a testament to your professionalism and a big reason why healthcare systems around the world can continue to help those affected by this novel viral infection.

#### Supporting MRTs through the COVID-19 pandemic

Since the beginning of the COVID-19 pandemic, CAMRT has been working to instigate and release new initiatives in advocacy, education, membership, and professional practice that support the immediate needs of MRTs working on the frontlines of the crisis.

#### Position statement on MRT Access to PPE

In Canada, as in many other countries,

access to personal protective equipment quickly became a critical issue for MRTs. In response, CAMRT conducted a national survey of its membership ([see results](#)) and released a formal position statement: [Personal Protective Equipment for Medical Radiation Technologists during the COVID-19 Crisis](#). This position has since been used to advocate on behalf of MRTs, both directly with government and its agencies in Canada, and also through public media channels.

#### Promoting the special role of MRTs during the crisis

Awareness of the profession amongst Canadians was a priority before the coronavirus pandemic, but it has taken on special new importance in this climate of heightened strain on the healthcare system. CAMRT is planning an extensive and wide-reaching awareness campaign. In the months of May and June, our awareness activities were shared extensively on social media through the [#ProudMRT](#) campaign. The CAMRT also recently launched an "MRT Heroes" to recognize MRTs that have gone above and beyond during the time of COVID-19. In addition, the latest edition of the CAMRT News features more than a dozen profiles of MRT practice in the time of COVID across Canada.

#### Tracking workforce and other issues

CAMRT has been engaged since early in the pandemic in tracking the Canadian MRT workforce and the myriad of issues they face in their different practices. A series of surveys has been conducted, and these results are used to conduct advocacy efforts to support the needs of medical imaging and radiation therapy services during and after the pandemic. Survey results are available on the CAMRT website.

#### Resumption of clinical services

CAMRT worked closely with the Canadian Association of Radiologists (CAR) and other medical professions to study the effects that COVID-19 and the associated public health restrictions and service scalebacks had on medical imaging services across the country. By understanding the effects, it is the goal of the collaborative to also bring forward concrete recommendations for governments and healthcare decision makers to follow as they seek to resume and scale back up to a previous level



of service. The report from this work is available [here](#).

#### *Mental health of professionals*

The mental health of professionals in medical radiation technology was identified as priority work for the association before the pandemic, but the crisis has made this work even more important and pertinent. Work is planned to examine mental health issues commonly faced by MRTs in Canada. CAMRT has also gathered a variety of resources dedicated to mental health and wellness to assist MRTs in navigating this stressful time.

For more, see [www.camrt.ca/covid19](http://www.camrt.ca/covid19)

#### *Journal of Medical Imaging and Radiation Sciences (JMIRS)*

The [JMIRS](#) is pleased to announce our new Deputy Editor, Professor Mark McEntee, who has an outstanding academic and publication record with over 200 original papers and many highly prestigious awards and honorary Fellowships. Mark is Course Director for the MSc in Diagnostic Radiography at University College Cork in Ireland.

[Call for qualitative reviewers!](#) Reviewers are required to evaluate the suitability of research manuscripts for publication and ensure that the research is adequately portrayed. Peer review training and recognition is available.

Be sure to check out [www.jmirs.org](http://www.jmirs.org) to view the latest publications, including those on COVID-19. Currie's commentary "[A Lens on the Post-COVID-19 "New Normal" for Imaging Departments](#)" succinctly demonstrates that there are some lessons to be learned from the COVID-19 crisis that can improve our practice now and better equip the profession for future events.

#### **Online CPD**

For those seeking CPD, CAMRT has a catalogue with more than 200 high-quality courses and webinars on topics from across all disciplines of medical imaging and radiation therapy.

CAMRT Online CPD is available to MRTs anywhere and is approved for category A credit! Simply visit the CAMRT CPD catalogue and select webinars in the left-hand column: <https://camrt.force.com/CPBaseStore?site=a0a1a00000AMdCoAAL>

#### **Support for those interested in working in Canada**

The CAMRT encourages those considering working as MRTs (radiographers) in Canada to review two learning modules for Internationally Educated Medical Radiation Technologists (IEMRTs). The first module on describes practice/employment in Canada. The second is a module providing education on "How to Write a Competency Based Exam". Both are available in the certification section of the CAMRT website:

[www.camrt.ca/certification/](http://www.camrt.ca/certification/)


**Marcia Smoke**  
ISRRT Council Member

## **AFRICA**

### **NIGERIA**

Newly elected leadership of the Association of Radiographers of Nigeria.

Below, L-R:  
Dr Joseph Dlama Zira, Newly elected President, Mrs Elizabeth Balogun Immediate past President



Following the successful 51st Annual Conference/ Scientific workshop and Annual General meeting (AGM) held in Ikeja, Lagos state, Nigeria from November 19-22, 2019, the triennial elections of the Association produced the following National elected officers. The tenure of the office is January 2020 to January 2023.

1. Dr Joseph Dlama Zira – President
2. Mrs Ikete Ifeoma – Vice President I
3. Mr Umar Abubakar – Vice President II
4. Mr Shem Laushugno – National Secretary
5. Mr Samaila Baba – Assistant National Secretary I
6. Mr Sule Joshua – Assistant National Secretary II
7. Mrs Ekpo Marycolleth – National Treasurer
8. Mrs Obiageli Orah – Financial Secretary
9. Mr Adolphus Eze – Public Relations Officer



Above: Chairman of Electoral committee and Past President Mr E J Akpan (left) issuing certificate of return to the new President Jospeh Dlama Zira (right).

Below: Newly elected executive and the former Past President and council representative for Nigeria in ISRRT Elder Ayo Ohkiria.

**Nazlea Behardien-Peters**



## TUNISIA

Like all countries, Tunisia experienced the COVID-19 pandemic. Radiology technicians answered the call and were on the front line to fight the disease. They followed the recommendations of the Ministry of Public Health and took the necessary hygiene and preventive measures despite the lack of protective equipment.

In order to educate radiology professionals on good management practices, the Kebili regional hospital organized, in collaboration with ATTRX Magazine, an online conference on sharing management experience pandemic in the radiology departments on June 13, 2020. This webinar brought together several health professionals from four different countries to discuss efforts to fight the pandemic in our radiology departments. This conference, broadcast live and later on the ATTRX Magazine Facebook page ([www.facebook.com/Magazineattrx](https://www.facebook.com/Magazineattrx)), was also attended by several African and French-speaking technicians.

Tunisian radiology technicians were also interested and appreciated the series of ISRTT webinars on the COVID-19 to learn about the efforts of other colleagues around the world.

The other training activities of the Tunisian Association of Radiology Technicians (ATTR) have been postponed due to the pandemic.

**Mohamed Khelifi,**  
Council member



## SOUTH AFRICA

**Is simulation-based education (SBE) in radiography the panacea for South African programmes?**

A few South African radiographers, myself included, attended a four-hour, free, virtual conference held on June 24, 2020. The focus was the use of simulation-based education (SBE) strategies in response to the barriers posed by the coronavirus pandemic so as to complete programme requirements at various higher education institutions (HEIs) across the globe. The conference was jointly organised and hosted by ASMIRT, CAMRT, EFRS, COR and the University of Liverpool. More than 800 delegates registered for this conference, which was carried out using the Microsoft Teams platform.

In the main, speakers related how they used simulation to make up for lost clinical time as well as to assist students to develop particular skills. The conference was very insightful, and much innovation was demonstrated as to how radiography educators adapted to the circumstances associated with the coronavirus pandemic to ensure that students receive the most appropriate education and training to be able to have the required skill set for the workplace. Of note was the multiple stakeholder collaboration between HEIs, regulatory bodies and professional societies in many countries to ensure student success and maintaining the integrity and rigour of the radiography programmes in their ambit.



Considering the insights shared in relation to the South African radiography education context, some barriers and opportunities exist. Although some simulation software is in use in South Africa, it comes at a great cost. Hence, the resources available are limited. Therefore, only some of the insights shared during the conference can be adopted in South Africa. HEIs offering radiography programmes in South Africa still need to find and develop additional learning and teaching strategies to achieve the learning outcomes of the respective academic programmes to ensure that the quality of their



Above: Ultrasound radiographers (L-R) Noelene Govendder, Karissa Govender and Leean Naidoo.

Below: Diagnostic radiographers (L-R) Antonette Marimi, Fatimah Docrat, Karmishta Jairaj and Stephanie Ramasamy.





programme and graduate is not compromised.

I believe that SBE in radiography will have a greater footprint after the coronavirus pandemic. However, considering the current South African context SBE may not necessarily address all competencies required of radiographers. Post-conference discussions can be followed on Twitter and Facebook by following this hashtag: [#SBEMRSCConf](https://twitter.com/SBEMRSCConf).

**Riaan van de Venter,**  
South Africa, **SORSA**



## EUROPE

### SWEDEN

This is how Sweden cares for patients who needs a COVID-19 CT examination.



At an early stage, we had several meetings in the department on how to deal with patients with suspected or confirmed COVID-19. Information regarding protective equipment and hygiene was set up on a board clearly visible to everyone. The department quickly became aware that the number of patients had increased and we had to rethink. One of the CT rooms was designated and used only for patients with suspected or confirmed COVID-19. The carrier or staff arriving with the patient will remain in the ward until the examination was complete. This is to have the patients in the X-ray department for as short a time as possible. During the CT examination, a radiographer puts on protective equipment and takes care of the patient from start to finish, while another radiographer runs the examination in the operating room. The radiographer who runs the examination never encounters the patient.

The radiographer who is with the patient in the CT room is behind a lead screen during the actual imaging. The CT room has been emptied of as much material and equipment as possible to minimize cleaning and contamination. After the examination, plastic covers are changed and all surfaces that the patient or

the radiographer have been in contact with are very carefully cleaned with disinfectant.

In order to avoid unnecessary CT examinations, a radiologist prioritizes all referrals. In many cases, we have received referrals in the department where COVID-19 is suspected but where the test answer is not clear. In many of these cases where the condition is not critical to the patient, the examination may wait until the test response is complete.

**Adil Adlouni**  
**Registered radiographer),**  
**Skånes University Hospital,**  
**Lund, Sweden**

### IRELAND

In March of this year, the IIRRT CPD Officer began collating a repository of Covid -19 related resources for Radiographers and Radiation Therapist's working on the frontline in the battle against the pandemic. The IIRRT created an easily accessible dedicated Covid-19 resources section on the public side of the IIRRT website that is updated weekly. The weekly research includes collating updated information from national and international sites such as the HSE, HPSC, HSCP, Government websites, and international societies such as the SoR, BIR, ISRR, ESTRO, WHO, CDC, ECDC, ESTRO, ASTRO, ASCO, NCBI, IRPA, NICE and ECR.

In addition to the weekly research of



national and international sites, the IIRRT CPD Officer collaborates with a number of health and social care professions through weekly online meetings to discuss the latest Covid-19 related updates. These interprofessional discussions have proven to be invaluable, to ensure that the IIRRT repository includes both profession specific and a multidisciplinary perspective as many professions have expanded their roles during the recent public health crisis and have been involved in multidisciplinary team briefings within their departments. In this regard, Covid-19 has resulted in the unexpected development of interprofessional learning and team working with many health and social care professional expanding their roles to take on additional duties to cope with the demands of this pandemic.

The IIRRT Covid-19 resources were subdivided into the following categories to facilitate member referencing:

The information is sourced and collated and divided into these sections on a weekly basis. In our joint attempts to try and suppress the spread of Covid -19, it is imperative that all health care professionals are up to date with the latest infection control and prevention guidelines both nationally and internationally. The infection prevention and control section included weekly updates on PPE, including links to instructional videos on how to put on and take off PPE appropriately in compliance with national guidelines. There have been many changes and updates to best practice guidelines as we learn more about the disease, and these were all documented in the resources. This section also included interim guidance from the WHO on infection prevention and control in the healthcare setting when coronavirus disease (COVID-19) is suspected or confirmed.

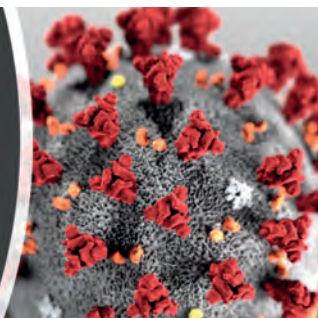
The general information section covers a vast array of topics including an update on a wide range of topics including pandemic unemployment benefits and helpful advice on safe shopping and the use of gloves and face masks while in public places or when using public transport in line with national policy.

The IIRRT is also very aware of the stressful fast paced work environments which our members and other healthcare workers are operating in while providing



## IIRRT Covid-19 Resources

- Infection control and prevention,
- General information,
- Health and Well-being,
- Covid-19 updates
- CPD links.



frontline care at this time. The Health and Well-being section was developed in recognition of that and includes a list of mental health supports available to Radiographers and Radiation Therapist's to support them during the current Covid-19 crisis. The Health Service Executive has also developed a 'stress control programme' to support health and social care professionals. The Health and Well-being section is updated weekly with newly published articles on mental health and there is also a number of bereavements resources and supports included in this section.

The Covid-19 section contains weekly updates on Covid-19 epidemiology, disease side-effects, and the reproduction number of the virus taken from the Covid-19 data hub which is a centralised national system that collates this information. The Covid-19 section also keeps Radiographers and Radiation Therapists up to date on the latest vaccine trials. In recent weeks, the IIRRT Covid-19 repository of resources has also included information pertaining to post Covid-19 rehabilitation, Covid-19 immunity, Covid-19 antibody testing and information about recommencing non-Covid services such as the National screening programmes.

Radiographers and Radiation Therapists now more than ever are learning a vast amount of new skills and knowledge on a daily basis as they respond to the demands of coping with the Covid-19 pandemic. The CPD section of the IIRRT Covid-19 resources includes many interesting articles and links to podcasts and webinars. The ISRRT, ECR, ESTRO, and BIR have all provided a host of webinars and articles during the Covid-19 period to keep Radiographers and Radiation Therapist abreast of how different countries have adapted their Radiology and Radiation Oncology services to cope with the COVID-19

pandemic.

The IIRRT circulates the updates weekly to CPD Representatives and Managers in each Radiology and Radiation Oncology department nationally. The updates are also circulated via the IIRRT social media channels and we have received very complimentary

and positive feedback on the Covid-19 resources as Radiographers and Radiation Therapists identify this as a centralised accessible location to ascertain the latest updates on PPE and Covid-19 related materials.

**Sinead O'Sullivan**  
IIRRT CPD Officer

### UNITED KINGDOM

#### Adapting to change and finding new ways of working



As radiographers worldwide dealt with the new realities of the pandemic, the UK's National Health Service, professional bodies and government agencies collaborated to make diagnostic and therapeutic radiography services safe for patients and staff.

In the early weeks, all health and care settings in the UK struggled to access enough personal protective equipment (PPE) for radiographers and other staff. Frontline and key workers were at substantial risk of infection and the Society told members that it would support them if employers failed to make risk assessments and provide staff with sufficient PPE to protect themselves and patients.

The SCoR quickly established a COVID-19 hub of resources to support radiology and cancer treatment services with the latest information. This was added to daily at the height of the pandemic and members still regularly access the content.

Now services are looking at new ways of working after the pandemic and the Society and other organisations have held

Keep up-to-date  
with all the latest  
ISRRT news  
through:



ISRRT Website at

[www.isrrt.org](http://www.isrrt.org)



ISRRT Facebook at

[www.facebook.com/isrrt.org/](https://www.facebook.com/isrrt.org/)



ISRRT Twitter at

[twitter.com/isrrt](https://twitter.com/isrrt)

For a full list of the names  
and addresses of member  
societies & ISRRT Council  
Members please go to the  
link at:

[www.isrrt.org/national-societies](http://www.isrrt.org/national-societies)



| Chris Kalinka.



| Claire Donaldson.



| Gill Hodge.



| Ross McGhee.

a series of virtual events to discuss the opportunity to reconfigure and refocus how services are delivered.

A consequence of the pandemic has been the postponement until 2021 of the Society's centenary celebrations, including a glittering gala dinner in the City of London.

Other events cancelled or postponed included the Society's annual delegates conference for trade union's workplace representatives, the yearly radiography awards, and the student conference. The UK Imaging & Oncology Congress became an online event running over the summer.

Another casualty was the presidential inauguration when, in normal times, the outgoing president of the Society and College, Gill Hodges, would have placed the presidential chain around the shoulders of her successor, Chris Kalinka.

Despite being unable to hold the formal event, Chris, a radiology manager in south Wales, has succeeded to the role of president and his team consists of Gill, as immediate past president; Claire Donaldson, president-elect; and Ross McGhee, vice-president.

**Richard Evans,  
Chief Executive Officer,  
Society and College of Radiographers**

### ***News & Views Editorial submissions & deadlines***

Deadline for the three times a year issues are:

- March 10 (April issue)
- July 10 (August issue)
- November 10 (December issue)

All material must be sent electronically. Advertisements and images must be sent as high resolution PDF, TIF, EPS, JPEG files.

You are invited to comment in relation to the ISRRT newsletter editorial content and make suggestions for future issues.

All comments will be considered by the Editor and the Editorial Committee.

### **Advertisements/Secretariat**

A section is reserved for the advertising of educational programs, courses or new radiological texts.

To submit news or to advertise please contact the ISRRT Chief Executive Officer: Mr Dimitris Katsifarakis, [ceo@isrart.org](mailto:ceo@isrart.org)





[www.isrrt.org](http://www.isrrt.org)