



ISRRT
INTERNATIONAL
SOCIETY OF
RADIOGRAPHERS
& RADIOLOGICAL
TECHNOLOGISTS

news & views

AUGUST 2014

from around the world

The Official Publication of the ISRRT





**One Solution.
Unlimited Possibilities.**

VersaHD

4513 371 1124 01:13

The convergence of conventional radiotherapy
with advanced stereotactic precision.

www.VersaHD.com

Versa HD is not available for sale or distribution in all markets. Please contact your Elekta representative for details.



ELEKTA

Contents

REPORTS

Australian Institute of Radiography CEO reports on Helsinki	18
Digital Imaging in Sri Lanka	20
Reflections on the 18th World Congress	22
A Board members perspective on the 18th world Congress	24
The America's Report	27
Professional Practice Committee	30

ARTICLES

ISRRT Organisational Chart	19
Medical Radioisotope supply issues – A Canadian perspective	28

NEWS

News from member societies:	
Asia/Australasia: Australian, Sri Lanka	32
The Americas: America, Canada	33
Africa: South Africa	36
Europe: Italy	37

REGULARS

ISRRT Officers of Board of Management	5
ISRRT Committee Regional Representatives	5
Contact details for: Submissions, deadlines, advertising & WRETF	6
President's Message	7
Chief Executive Officer's report	10
Member Profiles	14
Names and addresses of member societies & ISRRT Council Members	38
ISRRT Membership	44
Diary Dates	45

ISSN NO. 1027-0671



ISRRT Editorial Committee:

Dr Fozy Peer
Dr Alexander Yule
Alain Crompt

Editor:

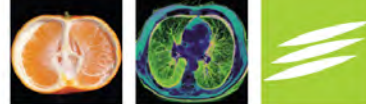
Rachel Bullard

Production & Design:

Deep Blue Design Studio,
deepbluedesign1@mac.com

www.isrrt.org

Views expressed in this Newsletter are
not necessarily those of the ISRRT.



Optimal combination for performance

XENETIX®

Iobitridol

Sustainable imaging

In

Scan
Bag®



XENETIX® 350, solution for injection (350 mg/ml) ; **XENETIX® 300**, solution for injection (300 mg/ml) ; **XENETIX® 250**, solution for injection (250 mg/ml) – **Composition per 100 ml:** **XENETIX® 350:** 76.78 g of iobitridol (corresponding to 35 g of iodine), **XENETIX® 300:** 65.81 g of iobitridol (corresponding to 30 g of iodine), **XENETIX® 250:** 54.84 g of iobitridol (corresponding to 25 g of iodine) – Indications and approvals may vary in different countries. Please refer to the local Summary of Product Characteristics (SPC) before prescribing. Further information available on request. – **Indications(**):** this product is for diagnostic use only. **Contrast agent for use in:** **XENETIX® 350** intravenous urography, computed tomography, intravenous digital subtraction angiography, arteriography, angiocardiology – **XENETIX® 300:** intravenous urography, computed tomography, intravenous digital subtraction angiography, arteriography, angiocardiology, endoscopic retrograde cholangiopancreatography, arthrography, hysterosalpingography – **XENETIX® 250:** phlebography, computed tomography, intra-arterial digital subtraction angiography, arteriography, endoscopic retrograde cholangiopancreatography – **Posology and method of administration(*):** the doses should be adapted to the type of examination and the region to be opacified as well as the weight and renal function of the patient, especially in children – **Contraindications(*):** hypersensitivity to iobitridol or any of the excipients, history of major immediate or delayed cutaneous reaction (see undesirable effects) to **XENETIX®**, manifest thyrotoxicosis, hysterosalpingography during pregnancy. – **General particulars corresponding to all iodinated contrast agents(*):** in the absence of any specific studies, myelography is not an indication for **XENETIX®**. All iodinated contrast media can cause minor or major reactions that can be life-threatening. These can occur immediately (within 60 minutes) or be delayed (within 7 days) and are often unpredictable. Because of the risk of major reactions, emergency resuscitation equipment should be available for immediate use. – **Precautions for use(*):** intolerance to iodinated contrast media, renal insufficiency, hepatic insufficiency, asthma, dysthyroidism, cardiovascular diseases, central nervous system disorders, pheochromocytoma, myasthenia. **Interaction with other medicinal products and other forms of interaction(*) – Association requiring precaution of use (*):** beta-blocker agents, diuretics, meformin, radiopharmaceuticals, interleukin II – **Pregnancy and lactation (*) – Undesirable effects(*):** hypersensitivity reaction including anaphylaxis, angioedema, urticaria, erythema, pruritus, eczema, acute generalized exanthematous pustulosis, Stevens-Johnson syndrome, Lyell's syndrome, maculopapulous exanthema, bronchospasm, laryngospasm, oedema, dyspnea, sneezing, cough, tightness in throat, nausea, vomiting, abdominal pain, agitation, headache, vertigo, hearing impaired, presyncope, tremor, paresthesia, somnolence, convulsions, confusion, visual disorders, amnesia, photophobia, transient blindness, coma, feeling hot, malaise, chills, tachycardia, arrhythmia, ventricular fibrillation, hypotension, circulatory collapse, angina pectoris, myocardial infarction, cardiac arrest, respiratory arrest, pulmonary edema, thyroid disorder, acute renal failure, anuria, blood creatinine increased, injection site (pain, inflammation, oedema, necrosis) following extravasation. – **Overdose(*) – Pharmacodynamic properties(*):** Pharmacotherapeutic group: Water-soluble, contrast medium with low osmolality ; ATC code: V08AB11. **Presentation (**):** **XENETIX® 250:** 50 ml, 100 ml, 200 ml or 500 ml glass vials, **XENETIX® 300/350:** 20 ml, 50 ml, 60 ml, 75 ml, 100 ml, 150 ml, 200 ml or 500 ml glass vials and 100 ml, 150 ml, 200 ml or 500 ml polypropylene bags. **Marketing authorisation holder(*):** Guerbet - BP 57400 - F-95943 Roissy CdG cedex – FRANCE. **Information:** tel: 33 (0) 1 45 91 50 00. **Revision:** November 2011.

(*) for complete information please refer to country's local SPC

(**) Indications may differ between countries

(***) All presentations may not be marketed

Guerbet | 
Contrast for Life

ISRRT Officers: Board of Management

PRESIDENT

Dr Fozy Peer,
PO Box 1435, Wandsbeck,
KwaZulu-Natal, South Africa 3631
Tel: 27 31 2401881; Fax: 27 31 0865215256
Email: fozypeer@gmail.com

VICE PRESIDENTS

The Americas

Terry Ell
228 Signature Pt. S.W., Calgary
Alberta, Canada
Email: terry.ell@albertahealthservices.ca

Asia and Australasia

Dr Napapong Pongnapang
Depart. of Radiological Technology,
Faculty of Medical Technology,
Mahidol University, 2 Prannok Rd,
Siriraj Hospital, Bangkok 10700, Thailand
Tel: +66 2 419 7173; Fax: +66 2 412 4110
Mobile: +66 81 900 2210
Email: napapong@hotmail.com;
mntpp@mahidol.ac.th

Europe and Africa

Mr Philippe Gerson
Cadre Paramédical Pôle Imagerie
Hôtel Dieu de Paris
1 Place du Parvis Notre Dame
75004 Paris, France
Tel: +33142348228; Fax: +33142348741
Mobile: +33630191555
Email: philgerson@neuf.fr

REGIONAL DIRECTORS

The Americas

Jonathan Mazal
8500 16th Street, Apt 410, Silver Spring
MD 20910, USA
Email: jrmazal@gmail.com

Asia and Australasia

Tan Chek Wee
National University Health System
Department of Radiation Oncology
Medical Centre Level 8
5, Lower Kent Ridge Road
Singapore 119074
Tel: +65 67728380
Email: sunrisepl@hotmail.com

Africa

Boniface Yao
18 BP 720, Abidjan 10, Cote d'Ivoire
Mobile: (00225) 07052526/55066420/
40097740
Tel: (00225) 21242900 poste 240
Email: kwame_boniface@yahoo.fr

Europe

Mr Dimitris Katsifarakis
10 Kalavriton, Moschato, 183 44 Athens
E-mail: d_katsifarakis@yahoo.gr

TREASURER

Mr Stewart Whitley
UK Radiology Advisory Services Ltd

38, The Brooklands, Wrea Green, Preston
Lancashire, England PR4 2NQ
Tel: +44(0)1772 686689;
M: +44(0)7973458499

DIRECTOR OF EDUCATION

Dr Maria Y.Y. Law
Medical Physics and Research
8/F, Lee Shu Fan Block,
Hong Kong Sanatorium and Hospital
2 Village Road, Happy Valley, HK
Email: maria.law@a.polyu.edu.hk

DIRECTOR OF PROFESSIONAL PRACTICE

Ms Donna Newman
300 NP AVE #307
Fargo North Dakota 58103
Tel: +1 (701) -234-5664
Email: donna.newman@sandfordhealth.org

DIRECTOR OF PUBLIC RELATIONS

Alain Crompt
7700 rue du Mans # 606
Saint-Leonard, Quebec
Canada H1S 1Z9
Email: alaincrompt@videotron.ca

CEO

Dr Alexander Yule
143 Bryn Pinwydden
Pentwyn, Cardiff, Wales CF23 7DG
United Kingdom
Tel: 44 2920 735038; Fax: 44 2920 540551
Email: isrtyule@btinternet.com

FINANCE COMMITTEE

Dr Fozy Peer, Mr Stewart Whitley, Dr Napapong Pongnapang, Mr Philippe Gerson, Mr Terry Ell. See Board of Management for Finance Committee addresses.

ISRRT Committees Regional Representatives

EDUCATION COMMITTEE

The Americas

Dr Robin Hesler
594 Upper Paradise Road
Hamilton,
ON, Canada L9C 5P6
Email: lscolonel@rogers.com

Africa

Hesta Friedrich-Nel
Department of Clinical Sciences, CUT
Private Bag X20539, Bloemfontein
9300, South Africa
Email: hfried@cut.ac.za

Europe

Ian Henderson
School of Health Sciences
Robert Gordon University
Garthdee Road, Aberdeen
AB10 7QG Scotland
Email: p.i.henderson@rgu.ac.uk

Asia and Australasia

Yudthaphon Vichiani
396/20 Jarunsanidwong 32 Rd.
Siriraj, Bangkoknoi, Bangkok 10700
Email: yudthaphon@gmail.com

PROFESSIONAL PRACTICE COMMITTEE

The Americas

Christopher Steelman
791 Chestnut St Apt 9
San Carlos CA 94070-3069
Email: csteelman@x-rayintl.org

Asia and Australasia

James Ho Namkoong
PETMRI Center
Department of Radiology
Seoul National University Hospital
101 Daehak-ro
Jongro-gu, Seoul, 110-744, Korea
Email: koreajamesho@gmail.com

Africa

Elizabeth Balogun
Plot 526 Aina Akingbala Street
Omole Phase 2 Estate
Isheri, Lagos
Email: kanmibalo@yahoo.com

Europe

Piret Vahtramae
Parnu Hospital
Ristiku 1, Parnu 80010, Estonia
E-mail: piretv@ph.ee or piretv@gmail.com

PUBLIC RELATIONS COMMITTEE

The Americas

Sharon Wartenbee
504 Autumn Lane
Sioux Falls
SD 57105
USA
Email: wartenbee@sio.midco.net

Asia and Australasia

Mr Robert T.L. Shen
Dept. of Radiology, Veterans General Hospital
201, Sec. 2 Shipai Rd., Taipei, Taiwan 11217
Email: tlshen@yahoo.com

Europe

Bodil Andersson
Temyntsgränd 3
SE-296 33 Åhus, Sweden
Email: bodil-t.andersson@med.lu.se

Africa

Ayodele Okhiria
HR & Medical Department
Chevron Nigeria Limited,
2, Chevron Drive, Lekki Peninsula
PMB 12825, Lagos, Nigeria
Email: AOKH@chevron.com

The ISRRT is registered as a charity in the United Kingdom: Registration No. 27 6218.

Editorial Submissions & Deadlines

Remember to e-mail your news before the deadline to:

Production Editor
Mrs Rachel Bullard
Email: deepbluedesign1@mac.com

Deadline for the three times a year issues are:

March 1 (April issue)
July 1 (August issue)
November 1 (December issue)

All material must be sent electronically.

Advertisements and images to be sent as high resolution PDF, TIF, EPS, JPEG files.

You are invited to comment in relation to the ISRRT Newsletter editorial content and make suggestions for future issues.

All comments will be considered by the Editor and her Committee.

Advertisements/Secretariat

A section is reserved for the advertising of educational programs, courses or new radiological texts.

For further details or to advertise your program or new publications please contact the ISRRT CEO:

Dr Alexander Yule
143 Bryn Pinwydden
Pentwyn, Cardiff Wales CF23 7DG
United Kingdom
Tel: +44 0 2920 735038
Fax: +44 0 2920 540551;
Email: isrtr.yule@btinternet.com

World Radiography Educational Trust Fund (WRETF)

Secretary: Ms Sue Marchant
143 Corfield Street,
Bethnal Green,
London
E2 ODS.UK
susan.marchant2@btinternet.com

ADVERTISING INFORMATION

The ISRRT Newsletter would like to invite readers and others to take advantage of the extent of our circulation and advertising service.

The ISRRT Newsletter reaches 72 countries, 4500 associate members, libraries and schools of radiography, government bodies and professional societies.

The following are costs for mono advertising as at January 2014. For colour advertising rates please contact the ISRRT CEO.

	per issue	per two issues
full page	£300 (US\$550, EUR430)	£550 (US\$1010, EUR790)
half page	£225 (US\$415, EUR325)	£400 (US\$735, EUR575)
quarter page	£100 (US\$185, EUR145)	£150 (US\$275, EUR215)
one eighth page	£60 (US\$110, EUR86)	£100 (US\$185, EUR145)

Print ready file, PDF, EPS
210mm x 290mm (add 5mm all round for bleed)
Digital format acceptable.

Colour advertising costs:
On application to the CEO
Email: isrtr.yule@btinternet.com

Production Editor: deepbluedesign1@mac.com



Dr Fozy Peer
President,
International Society of Radiographers
and Radiological Technologists

President's message

It's now been several weeks since the Helsinki, Finland meeting where I was elected as the 14th President of the ISRRT. Many thanks for bestowing me with this great honor and privilege to be of service to you and to our profession globally as the 4th woman President.

I would like to record my appreciation to my fellow Board members over the past two terms and to the CEO, Dr Sandy Yule for their invaluable support and guidance over the past eight years. Dr Michael Ward, the Immediate Past President was a great inspiration!

There are many others that have contributed to the development of my career, and the one that I salute is, Mrs Leonie Munro who believes in me and continues to encourage me. I cherish the experience gained from the various positions held on the Society of Radiographers of South Africa over the past 20 years which have undoubtedly helped to mould me to take on this prestigious position.

My current employment entails management of personnel and interacting with members of health teams. For me teamwork is pivotal in all spheres hence I will count on my fellow Board members and the CEO for their invaluable input in maintaining this prestigious society and taking it to further heights, if that is at all possible. In keeping with the vision, mission and core values of the ISRRT, the way forward for the next 4 years include:

- continuing the sterling work done by the last Board – the past President, the vice presidents and their regional directors, the directors of education and professional practice and not forgetting our CEO.
- enhancing the relationships established with other international bodies, such as, WHO, IAEA, ICRQN
- forging ahead with dose optimization and to include the principal of justification to the role of radiographers
- carrying on the good work done related to the Bonn's call for action plan
- attempting to recruit additional members – associate, corporate and societies
- expanding the work with developing countries especially with respect to their educational needs
- elevating our self image as radiographers and to be recognized as an essential part of the healthcare team
- continuing to strengthen the relationship with the ISR and find ways to collaborate further
- interrogating the need for a new survey to identify the needs of member societies as the last survey was carried out in 2008 – we acknowledge that the needs are continually changing
- working closer with the CEOs of member societies so as to enlist their support on major ISRRT projects
- commencing immediately with the succession plan for the CEO of the ISRRT

Members of the new Board of Management that were present at the Helsinki meeting and the CEO had a short meeting while in Helsinki. I am proud to say that these members are accomplished professionals that are leaders in our field, most of them not only working in their respective countries but also on the world stage. I am confident that the new Board of the ISRRT will further enhance the image of the ISRRT and what it stands for. You can be assured that the ISRRT will continue to be the leading international organisation representing the practice of medical imaging and radiation therapy by promoting the highest standards of professional practice and patient care. The CEO, Dr Sandy Yule, will continue to provide his invaluable expertise, but unfortunately (for us) he will be taking a very well deserved retirement from the ISRRT at the end of the World Congress in Seoul, Korea in 2016. I am sure that Dr Yule will do an excellent job at 'training' his successor.

We will continue to collaborate with the international bodies like the WHO, IAEA and IRQN to promote the appropriate use medical imaging and the reduction of unnecessary radiation exposure by justification of radiological medical procedures.

The document on the Radiography Education framework was developed by the past Director of Education, Cynthia Cowling, in collaboration with the past four education coordinators following feedback from the Sub-committee and Board of the ISRRT. It was decided that this would be a framework against which education programs could benchmark their own specific programs. The framework has been designed to include criteria for benchmarking or assessing whether an individual program is consistent with the ISRRT framework and criteria. This document has been widely disseminated.

The ISRRT Dosewise Radiographer of the year 2014, Soniya McFadden from the UK ▶

President's message

delivered her award winning presentation on 'Dose Optimisation in Paediatric Interventional Cardiology' at the ISRRT World Congress in Helsinki. Many thanks to Philips for their sponsorship of this award and for their continued support of the ISRRT.

For those present at the Helsinki congress, you are probably aware of the excellent presentation on the history of the ISRRT by David Collier. This presentation will be available on the website and we urge you to submit any articles, photos etc that you may have that can add to this.

The ISRRT World Congress held in Helsinki was exceptional. There were over 700 delegates representing 58 countries. The exhibition was supported by 21 vendors. A total of 200 oral presentations and 90 posters made for a really stimulating academic program. Our heartfelt thanks to our hosts, Paivi Wood and her team for making this happen.

The Mission Statement of the ISRRT includes the promotion of 'research in the radiation medicine sciences'. The call for applications employing the theme 'Role of the Radiographers in the Justification of Medical Exposures' for the Research award has gone out.

The first official strategic planning meeting of the new Board of Management will be held in January 2015. We assure you that the Board members and the CEO will continue to uphold the Mission and Vision and promote the core values of the ISRRT.

The *News & Views* will now be available as three editions per



L-R: Philips representative, Soniya McFadden, Dr Michael Ward.

year, April, August and December to enlighten you on what is currently happening in our 'radiographic world'. Each edition will be bumper packed with material that you supply. I am sure you will enjoy this edition of our Newsletter.

Dr Fozy Peer
President, ISRRT



Incoming ISRRT Board 2014-2018 with newly elected board members. Stewart Whitley, Treasurer, Donna Newman Director of Professional Practice, Alain Crompt, Director of Public Relations and Communications, Napapong Pongnapang Vice President Asia/Australasia, Dr Fozy Peer President ISRRT, Tan Chek Wee Regional Director of Asia/Australasia, Dr Maria Law Director of Education, Dr Sandy Yule CEO.



The learning never stops

Are you looking for a fast, convenient way to earn continuing education credits? Then discover what over 400,000 healthcare professionals already know. That the Philips Learning Center offers a fast, convenient way to earn contact hours and CEUs. Our 1,200 online learning activities cover a broad range of clinical, departmental, and other healthcare topics. Most are accredited by recognized Continuing Education evaluation mechanisms. And all are designed around you – nurses, radiologic technologists, sonographers, and other healthcare professionals. With the Philips Learning Center, quality continuing education is as close as your personal computer. It's quick. It's easy. It's all about you. Register today at www.theonlinelearningcenter.com.

PHILIPS
sense and simplicity



Dr Alexander Yule
CEO

Chief Executive Officer report

Since the successful ISRRT World Congress in Toronto, Canada the work of the Board has continued under the leadership of the President Michael Ward. Michael has been extremely active on behalf of the ISRRT and radiographers in general and he has supported and encouraged both myself and all Board members. Michael and I have regularly kept in touch through weekly meetings on SKYPE which has proved to be an extremely useful tool for communication purposes and of course we have met several times during the past two years at conferences and workshops.

In addition to SKYPE meetings with Michael I also have had regular SKYPE meetings with Stewart Whitley, ISRRT Treasurer. Stewart is very conscientious and ensures that the ISRRT finances are kept in order and that all income and expenditure is accounted for. Stewart and I also meet several times with the ISRRT portfolio manager and the chartered accountant.

I am pleased to report that ELEKTA, Philips Medical and GE Healthcare have maintained their Platinum Corporate membership and Wardray Premise Ltd their Silver Corporate membership. Without the support of everyone the ISRRT would be unable to continue with its great work in providing conferences, workshops and education throughout the world. Every contribution no matter how small is valuable.

The first six months of 2014 was spent preparing for the 2014 World Congress held in June in Helsinki, Finland. In addition to the Congress itself Board and Council meetings are held prior to the Congress. These meetings are essential to all member societies and Council representatives because they give the opportunity to both Board and Council to meet and to discuss the organisation and the future plans of the ISRRT.

The United Kingdom Radiology Conference (UKRC) also took place in June in Manchester and unfortunately it overlapped with the ISRRT World Congress. This meant that for the first time in many years I was unable to attend, however my youngest son Nicholas, who is also a radiographer, volunteered to staff the ISRRT booth.

During the Council meeting in Helsinki elections were held to elect new ISRRT Board members and Regional Co-ordinators and the names and positions are shown at the end of my report. Full details of each of those nominated are published in the ISRRT newsletter, *News & Views*.



Outgoing ISRRT Board 2010-2014: Board at the preconference Board Meeting. Back L-R: Dimitris, Katsifarakis, Maria Law, Donna Newman, Cynthia Cowling, Rita Eyer, Dr Fozy Peer, Patricia Johnson, Napapon Pongnapang, Front L-R: Stewart Whitley, Dr Micheal Ward, Dr Sandy Yule.

In addition a number of new societies were admitted to membership of the ISRTT family and I look forward to welcoming them and working with them in the future. The new Societies joining the ISRTT are: Lithuania, the Italian Association of Interventional Radiographers (AITRI), Haiti and Mali.

The Board of the ISRTT considered bids for the 2018 World Congress to be held in The Americas and the successful bid came from the Trinidad and Tobago Society of Radiographers. Congratulations are due to them for an excellent presentation and I am sure that the congress will take place in true Caribbean style.

Publicity has also begun for the 2016 World Congress which will be held in Seoul, South Korea in October of that year. Preparations are well under way so please look out for further information on the ISRTT website. This will also be a significant Congress for me. Dr Michael Ward announced during the Council meeting in Helsinki that I would be retiring from the position of ISRTT CEO at the end of the World Congress in 2016.

Several important items were discussed during the Council meeting:

- The ISRTT actively promotes World Radiography Day which is held in November and each year a poster is produced. I would remind everyone that Radiographers throughout the world are encouraged to promote "World Radiography Day" and to use the ISRTT poster.
- The ISRTT "Travel Fund" which was first organised in 2012 to help people to attend the 2012 World Congress in Toronto, Canada was again very successful and 20 persons were able to take advantage of the support. I am also delighted to report it was agreed to continue with the fund for the 2016 World Congress being held in Seoul.

Thanks are due to the following societies for their support:

- The American Society of Radiologic Technologists (ASRT)
- The Canadian Association of Medical Radiation Technologists (CAMRT)
- The New Zealand Institute of Medical Radiation Technology (NZIMRT)
- The Society and College of Radiographers UK (SCoR)
- The Society of Radiographers in Finland
- The Japan Association of Radiological Technologists (JART)

Thanks must also be given to the committee who spent a great deal of time on the difficult task of decision making and to the organisers making the travel and accommodation arrangements.

- During the Council meeting held in Toronto 2012 a concern was raised about the ILO classification of the radiographer profession. It was emphasised during the meeting that the ISRTT feels that this classification document is undermining the perceived role of the profession and does not properly reflect it. WHO agrees that radiographers and radiation technologists are part of the team of "radiological medical practitioners" with specific responsibilities and requirements in the new BSS and this would justify a joint action to scale-up the classification of this profession.

It was agreed by Council that the ISRTT and the European Federation of Radiographer Societies (EFRS) would work together to produce information and meet with the ILO to discuss the raising of the skill level at present identified by the ILO and following the 2012 Council meeting a constructive meeting was held in 2013 between officers from the European Federation of Radiographer Societies (EFRS) and the ISRTT. A memorandum of co-operation was agreed and signed by the president of the ISRTT, Michael Ward and the president of the EFRS, Graciano Paulo.

Since then the ISRTT and the EFRS have been co-operating in this important issue. The EFRS have produced documents and have had a conference call with the ILO and I met with the ILO and WHO in Geneva in January 2014. The ISRTT and the EFRS met in Vienna



L-R: Dr Michael Ward, Alison Yule, an Honorary Member of ISRTT, Dr Sandy Yule.

during the ECR 2014 in March and further progress was made.

Following the constructive meeting in Vienna the ISRTT will be surveying all member countries to obtain evidence of the work and education of radiographers which will be used as a tool in the ongoing discussions with ILO. This is an extremely important area and the ISRTT and the EFRS will be working together to ensure that the skill level of radiographers is recognised.

- A name change for the position of Director of Public Relations was discussed and two names had been suggested by the Board: "Director of Communications and Marketing" or "Director of Public Relations and Communication". Following discussion the Board recommended to Council that the name, "Director of Public Relations and Communication", was the most appropriate and this was agreed by Council. The name will take effect from the next ISRTT Council meeting.
- A motion was made by the Society and College of Radiographers UK (SCoR) for a change to the ISRTT Statutes regarding the situation of a member of the Board who does not fulfil his/her responsibilities. SCoR stated to Council, "Election to the ISRTT Board of Management is a privilege that carries significant responsibility. Member societies have a right to expect that Board members will contribute fully to the task of governing and directing the ISRTT. SCoR also stated that it is good practice for these responsibilities to be reflected formally within the ISRTT Statutes. This was agreed by Council and will be included in the Statutes.
- Image interpretation being recognised as within the scope of practice of radiographers was discussed during the Council meeting in Toronto 2012 and a position statement from the ISRTT was agreed by Council. The SCoR wished to tighten up the statement. With the agreement of Council the position statement was revised as follows, "The ISRTT affirms that image interpretation is within the scope of practice of radiographers and radiological technologists, subject to their demonstration of appropriate educational preparation leading to clinical competency to carry out the task as trained and where image interpretation is permissible" ▶



Sue Marchant, WRETF Secretary and Nicholas Yule at the ISRTT stand at UKRC.

by regulation or law. Furthermore, the ISRTT Board promotes the image interpretation role of radiographers and radiological technologists in the delivery of safe, cost-effective and high quality diagnostic imaging services.”.

This will replace the present position statement and be published in the *ISRTT News & Views* and on the ISRTT website.

Two other important activities I would like to highlight are the ISRTT Research Fund and the ISRTT/Philips Medical DoseWise Radiographer of the Year competition.

The ISRTT Research Fund was set up in 2009 and a research proposal was funded the first time in 2010. This Fund has gone from strength to strength and was again awarded in 2013. The objective of the award is to promote research that helps improve the standards of delivery and practice of medical imaging and radiotherapy and is based on sound evidence research relating to evidence-based practice. The grant is £2500 for 1-year projects and £5000 for 2-year projects. The Board agreed that the theme of the Research Award for 2015 should be, “The Role of the Radiographer in the Justification of Medical Exposure”. Full details of the Research Fund Guidelines and application form can be obtained either by contacting the CEO at isrtr.yule@btinternet.com or on www.isrtr.org

The ISRTT/Philips Medical DoseWise Radiographer of the Year competition is also now in its third year and the 2014 winner was announced during the 2014 ECR. The winner is Sonyia McFadden, currently lecturer Diagnostic Radiography at the University of Ulster, Belfast, UK. Sonia presented her paper during the 2014 World Congress.

I would like to thank the ISRTT President, Dr Michael Ward, the ISRTT Board, all Council Members and member society officers for their continuing help and support throughout the past four years and my wife Alison without whose support I would be unable to carry out my ISRTT work. Alison was made an Honorary Member of ISRTT during the World Congress in Toronto, an award which she is extremely proud of.

I now look forward to the next two years and in particular to working with Dr Fozy Peer our new President and with the returning Board members and the new Board members. It will be a challenging period in the history of the ISRTT but I am confident that the organisation is in capable hands and will continue to go from strength to strength.

Dr Alexander Yule
CEO, ISRTT

RESULT OF ELECTION FOR BOARD OF MANAGEMENT

President Fozy Peer

Director of Education Maria Law

Director of Public Relations Alain Crompt

Director of Professional Practice Donna Newman

Treasurer Stewart Whitley

Vice President Europe/Africa Philippe Gerson

Regional Director Africa Boniface Kouame Yao

Europe Regional Director Dimitris Katsifarakis

Vice President The Americas Terry Ell

Regional Director The Americas Jonathan Mazal

Vice President Asia/Australasia Napapong Pongnapang

Regional Director Asia/Australasia Tan Chek Wee

RESULT OF ELECTION FOR REGIONAL CO-ORDINATORS

Regional Co-ordinator Education Europe Ian Henderson

Regional Co-ordinator Public Relations Europe
Bodil Andersson

Regional Co-ordinator Professional Practice Europe
Piret Vahtramae

Regional Co-ordinator Education Africa
Hesta Friedrich-Nel

Regional Co-ordinator Public Relations Africa
Ayodele Okhira

Regional Co-ordinator Professional Practice Africa
Elizabeth Balogun

Regional Co-ordinator Education Americas
Robin Hesler

Regional Co-ordinator Public Relations Americas
Sharon Wartenbee

Regional Co-ordinator Professional Practice Americas
Christopher Steelman

Regional Co-ordinator Education Asia/Australasia
Yudthaphon Vichiani

Regional Co-ordinator Public Relations Asia/Australasia
Robert Shen

Regional Co-ordinator Professional Practice Asia/Australasia
James Ho Namkoong

International Conference on Occupational Radiation Protection: Enhancing the Protection of Workers – Gaps, Challenges and Developments

1–5 December 2014
Vienna, Austria



Organized by the



IAEA

International Atomic Energy Agency

Co-sponsored by the



International
Labour
Organization

In cooperation with:

European Commission (EC)
International Commission on Radiological Protection (ICRP)
International Committee for Non-Destructive Testing (ICNDT)
International Mining & Minerals Association (IMMA)
International Organisation of Employers (IOE)
International Radiation Protection Association (IRPA)
International Organization for Standardization (ISO)
International Society of Radiology (ISR)
International Society of Radiographers and Radiological Technologists (ISRRT)
International Trade Union Confederation (ITUC)
OECD - Nuclear Energy Agency (OECD/NEA)
Pan American Health Organization (PAHO)
United Nations Scientific Committee on the Effects of Atomic Radiation (UNSCEAR)
World Health Organization (WHO)



Terry Ell

Terry Ell

Vice President The Americas, ISRRT

Terry graduated from the University of Calgary with a Bachelor of Sciences (B.Sc.) in Cellular and Microbiology in 1978. He received his diploma in Nuclear Medicine Technology in 1980.

After working as a technologist at a large metropolitan hospital for several years, he taught Nuclear Medicine at the Southern Alberta Institute of Technology. From 1986-2013 he worked as the Nuclear Medicine Clinical Coordinator at the Foothills Hospital.

He is currently a facilitated learning and development specialist for Alberta Health Services. Over the years he has received his Masters and doctoral degree in Education specialising in instructional design and preceptorships.

For more than 25 years Terry has been involved with the Canadian Association of Medical Radiation Technologists primarily as a member of various education committees. As a provincial councilor, he has also been active in the development and business of the provincial College of radiation technologists and therapists.



Christopher Steelman

Christopher Steelman

Regional Co-ordinator Professional Practice Americas, ISRRT

Chris' diverse experiences provide him with a unique perspective on the fields of medical imaging and education. After 18 years of managing people and projects on the business side of the healthcare arena, Chris became a radiologic technologist. He is Chairman of the American Society of Radiologic Technologists (ASRT) Cardiovascular-Interventional (CI) Chapter and participates on the ASRT Cardiovascular-Interventional Practice Standards Council Subcommittee. In addition to his work with the ASRT, Chris is a consultant to The American Registry of Radiologic Technologists (ARRT) CI Exam Committee. A member of the California Society of Radiologic Technologists Board of Directors, he also chairs the Educational Technology Committee.

With a graduate degree in Instructional Technology, Chris is focused on the challenge of increasing access to education in the developing world. He is driven by his belief that through creative partnership and intelligent technology integration, it is possible to develop and sustain world-class healthcare training in the developing world.

As the Instructional Technology Systems Manager for RAD-AID International, he is currently developing methodologies for the efficient development and delivery of technology-enhanced educational content.

Chris is also a Trustee World Radiography Educational Trust Fund (WRETF). In this role he is implementing innovative programs for the collection and distribution of learning materials.

Chris has recently co-authored a chapter titled Radiologic Technologists Role in Global Health Radiology, which appears in the book Radiology in Global Health: Strategies, Implementation, and Applications. Chris is passionate about radiography and educational technology and addresses audiences on both topics at conferences several times a year.

Chris is Special Procedures Technologist specialising in adult and paediatric interventional procedures at Stanford University Medical Center in Palo Alto, CA.



Alain Crompton

Alain Crompton

Director of Public Relations, ISRT


Alain Crompton graduated from Ahuntsic College in Montreal in 1973 as a radiological technologist. After graduation he worked in the field of angiography and then became a clinical instructor and a teacher in radiology for 10 years.

In 1985 he became the CEO of the Quebec college of medical imaging, radiation oncology and medical electrophysiology technologists (OTIMROEPMQ). Alain is also president of the Alliance of Medical Radiation Technologists Regulators of Canada. He has served on many board of directors in the radiology community.

He holds a bachelor degree in education and a master degree in public administration.

He is also the recipient of five major awards: the Dr Marshall Mallet Lamp of Knowledge, the Welch Memorial Lecturer and Life Membership from the CAMRT, the Accolade prize from the Canadian Society of Association Executives and the "Technologue Émérite" from the OTIMROEPMQ.

Alain is actively involved in promoting the future of the profession of medical imaging and radiation-oncology technologists.



Jonathan Mazal

Jonathan Mazal

Regional Director The Americas, ISRT

Jonathan is an Interventional MR Research Specialist for the National Institutes of Health in Bethesda, Maryland. He received a bachelor's and master's degree in Radiological Sciences from The Ohio State University in Columbus, Ohio, and is registered by the American Registry of Radiologic Technologists (ARRT) in radiography, magnetic resonance, and as a radiologist assistant (radiology physician extender).

Born in Paris, France, to an Argentine father and a British mother, he was raised with a global outlook on life. A visit to Nepal in 2009 as an observer in several imaging departments helped to fuel his passion for radiology outreach. Since then he has served in several roles for international non-governmental organisations. As a Trustee for the World Radiography Education Trust Fund (WRETF), he was the lead investigator on an ASRT Foundation-funded feasibility study regarding the use of mobile electronic devices (MEDs) as an alternative method for delivery of radiographer-specific educational resources within the developing world. As the former Director of Technologist Programming for RAD-AID International, he initiated a collaboration with the ASRT, establishing a program for supporting technologist participation in international radiology outreach projects. He currently serves in the role of conference manager for the annual RAD-AID Conference on International Radiology for Developing Countries.

Jonathan is eager to utilise available technologies in innovative ways to bridge the communication divide between North, Central, and South America, and build a stronger ISRT Americas region.

Jonathan is serving the ISRT in a personal capacity, and his work with the society is unrelated to his employment as a Federal employee of the United States.



Fozy Peer

Fozy Peer

President, ISRRT

Dr Fozy Peer is the Manager of the Nuclear Medicine Department at Inkosi Albert Luthuli Central Hospital in Durban, South Africa. She holds qualifications in both Diagnostic Radiography and Nuclear Medicine Radiography and a Doctorate in Radiography. She has a Diploma in Human Resource Management and is also a qualified Reflexologist and Aromatherapist. She has supervised research projects and examined many post-graduate dissertations.

On 11 June 2014, Fozy was elected the 14th President of the International Society of Radiographers and Radiological Technologists at its meeting held in Helsinki Finland. She is the fourth female President.

Nationally, she has served two terms of office as the President of the Society of Radiographers of South Africa (SORSA) and has also held the portfolios of National Treasurer, Nuclear Medicine Category Representative, Public Liaisons Officer and the Council Member representing South Africa on the ISRRT for eight years.

Fozy has convened the last four national SORSA congresses. She was congress convener and was instrumental in being awarded the bid to host the 15th ISRRT World Congress held in Durban, South Africa in April 2008 – the first in Africa. Currently she serves on the SORSA national council as member of the executive, and the public liaison officer.

Dr Peer was elected to the Radiography and Clinical Technology Board of the Health Professions Council of South Africa (HPCSA), a statutory body, where she served two terms of office on the executive committee representing Radiography.

Fozy is on the Board of Editors of the *South Africa Radiographer* and the *Journal of Medical Imaging and Radiation Sciences*. She has various publications and presentations both at national and international levels.

Prior to being elected as President of ISRRT, Dr Peer served for two consecutive terms on the ISRRT Board of Management as Director of Public Relations.



Boniface Yao

Boniface Yao

Africa Regional Director, ISRRT

Boniface qualified as a Radiographer in Abidjan, Côte d'Ivoire in 1992. He completed his three year training at University II Bordeaux / University of Technology of Compiègne, France in 1993. His career began as a front line worker in several hospitals:

- 6 years of clinical experience in general hospitals,
- 5 years in major hospital radiology department,
- 13 years of teaching, developing curriculum and managing the educational programs in the department of health technology at the national Institute (INFAS).

By 2007 he had advanced to the level of Radiological Engineer at the National school of specialties in Abidjan, where he finally became Manager of the Department of radiology and Medical Imaging.

During his career he ensured that he was always enrolled in continuing education courses in order to remain current with the ever changing world of medical radiation technology.

Boniface holds a certificate of Radiation Safety Management in Radiology from Hogeschool University Brussels in 2011 and he is registered as a Master's degree student in Educational Technology at Lille University, France in 2013. He has held various positions in national and international organisations.

- President of the National Association of Medical Radiation Technologists (ANTIMCI) 2002-2014;
- ISRRT Council Member for the Ivorian National Association of radiographers 2002-2014;
- President of the International network of radiographers and radiological Technologists in French speaking Africa since 2010;
- As of May 2013 he has been appointed World Radiography Educational Trust Fund Ambassador;
- ISRRT Regional Coordinator Professional Practice for Africa 2010-2014. In that position, he has been closely involved with the review of different technical documents issued to ISRRT by WHO, IAEA, IRQN and ICRP.

Boniface has been very active in Africa. His experience includes ongoing active participation in national and international conferences as a frequent presenter :

- regional workshops in Burkina Faso , Cameroon, Benin, Togo;
- 15th ISRRT world congress in 2008 in Durban, South Africa;
- 17th ISRRT world congress in 2012 in Toronto, Canada.

As of June 2014 at the 18th ISRRT world congress in Helsinki, Finland, Boniface has been elected Regional Director for Africa. His research interests are mainly in:

- Radiation safety management for radiographers and radiological technologists;
- Diagnostic Reference Levels in conventional radiology;
- Digital radiography;
- Educational Technology;
- Strategy of professional practice in a situation of limited resources.

Boniface loves meeting and exchanging with students, colleagues and other professionals and knows that this has been one of the most rewarding part of his career; so his motto is: "share what you know and learn what you don't".

profile

Helsinki 2014

As reported by the AIR CEO



David Collier, AIR CEO and Sandy Yule, ISRRT CEO

Report by **David Collier**, CEO, Australian Institute of Radiography

Helsinki welcomed the radiographic world with charm and delight for the 18th International Society of Radiographers and Radiological Technologists (ISRRT) meeting. Helsinki in June is a time of long summer evenings and very early dawns, quite confusing to those of us from the southern hemisphere. Equally confusing is their wonderful language, which they helpfully translate into Swedish. This reflects the country's long connection with their Baltic neighbour.

The theme of the conference was "Optimising for Better Care". Jo Page, the President of the AIR and I were present along with 46 other Australians, many of whom joined me in presenting papers at the Congress. As Paivi Wood, President of the 18th World Congress told us, Finland has a long history of building bridges between East and West, North and South. She welcomed the delegates warmly, asking us to remember the unique role this profession plays in safely delivering x-ray examinations and radiation treatment to most patients in medicine.

The Congress not only delivered a wonderful and exciting range of papers and poster presentations, but also helped those of us who were present to expand the international network we already possess. We were robustly reminded of the essential need to ensure that the standards of learning and of practice are maintained globally. The focus in the quality stream was on ensuring dose optimisation, the

adherence to the ALARA principle, and this message is one that we must all remember – particularly in the face of local efforts to allow the extension of practice to those without adequate knowledge and training in the physics of this profession.

It would be wrong to single out any papers for special mention, though I must mention how impressed I was to sit through papers presented particularly by those attendees whose native language is not English. We can share professional understanding which easily overcomes any challenges in understanding the pronunciation. To stand up and not be speaking in your native language must be one of the greatest challenges we can face at a conference so our hats go off to them

This was an election year for the ISRRT and Dr Michael Ward had completed his term as President. His successor is Dr Fozy Peer from South Africa. I would like to acknowledge the many years of dedicated service to the ISRRT from Prof Pam Rowntree. She stepped down this year at this meeting and we thank Pam for her efforts and participation. Her replacement in the role of Australian Council member is Christopher Whennan.

David Collier
CEO, AIR

ISRRT Research Fund – Call for Grant Application Application round 2014

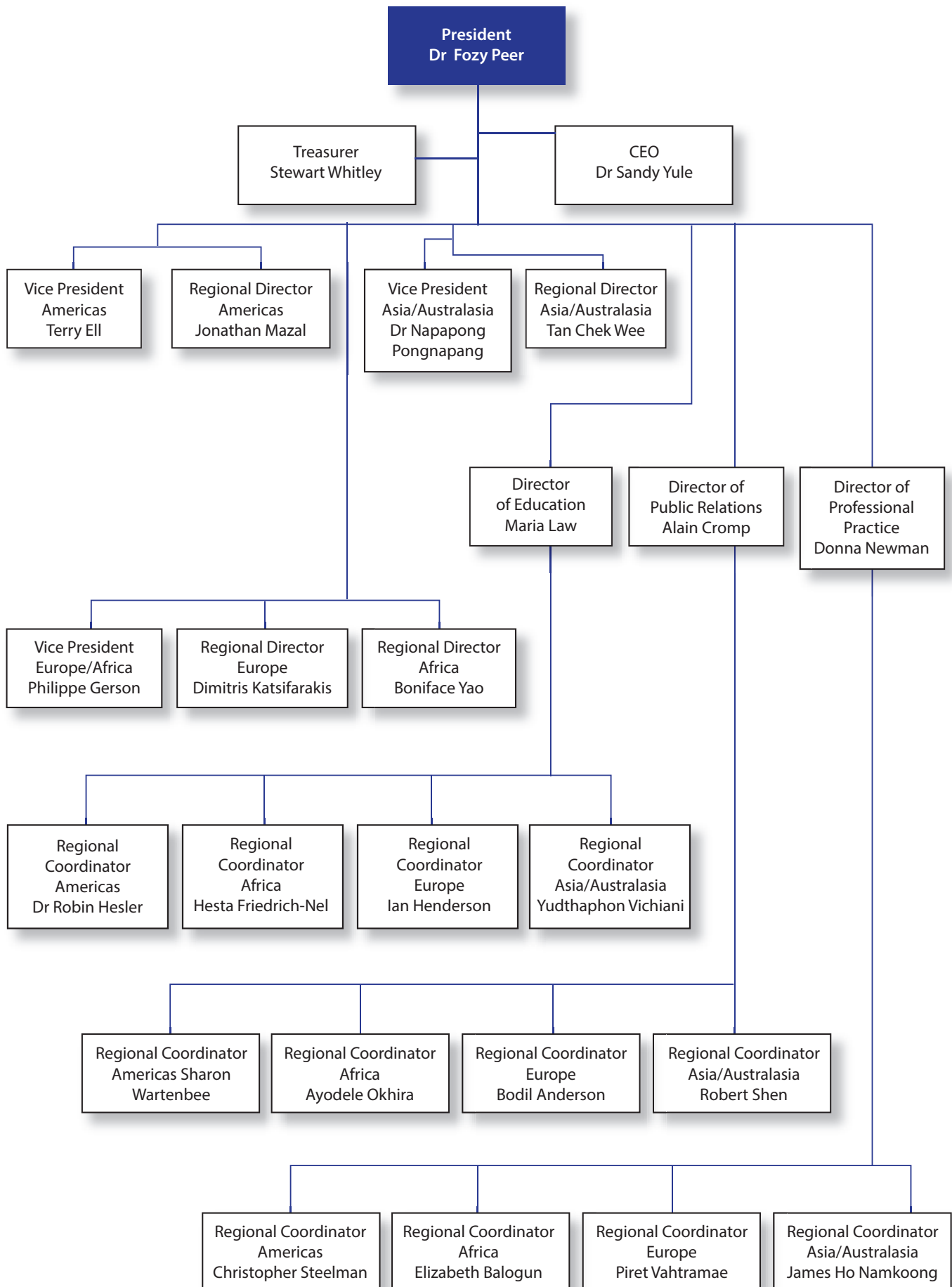
Theme: "The Role of the Radiographer in the Justification of Medical Exposure"

The aim of the ISRRT Research Fund is to promote research that helps improve the standards of delivery and practice of medical imaging and radiotherapy. The ISRRT Research Fund was set up in 2009 and a research proposal was funded the first time in 2010. We are now inviting applications for research grant in 2014.

The grant is £2500 for 1-year projects and £5000 for 2-year projects.

Full details of the Research Fund Guidelines and application form email: isrrt.yule@btinternet.com

The closing date for submission of grant application is 30 November 2014.





Participants with the instructors Dr Napapong Pongnapang (2nd left), M. Edward Wong (3rd from right), and Dr Anthony Liu (2nd right).

Digital Imaging in Sri Lanka

Colombo, Sri Lanka March 7-9, 2014

Report by **Maria Law**, Director of Education, ISRRT

In March this year the Society of Radiological Technologists – Sri Lanka held a conference in Colombo. The meeting was well attended.

Meeting with society representatives

Maria Law and Napapong Pongnapang visited the Society of Radiological Technologists – Sri Lanka (SRTSL) and met with representatives of the society before the workshop to understand more about Sri Lanka. The country itself is developed but technology is a little behind. There are both private and public hospitals in Sri Lanka but only the private hospital, Central Hospital in Colombo where the workshop was conducted, has PACS facilities. Technologists from other hospitals hardly had knowledge about PACS. In radiotherapy, there is only one linear accelerator in town. All others are Cobalt-60 units. However, there is a plan to acquire 16 linear accelerators in 5 years.

Workshop on Digital Imaging

About 60 technologists from different cities registered for the workshop. Those from other cities found accommodation from friends and relatives.

The workshop content included lecture topics related to digital imaging and PACS. Dr Anthony Liu from Taiwan, Dr Napapong Pongnapang from Thailand and Mr Edward Wong from Hong Kong were the three main instructors. Maria Law acted as the facilitator while the President of SRTSL was the organiser in collaboration with Maria.

There was a brief opening ceremony where the hospital

administrators and the Consultant Radiologist were present. Maria Law was also invited to give her opening remarks. The workshop was conducted as planned.

Workshop evaluation

An evaluation form on the course content, course material and the lab sessions was completed by each participant of the workshop. The results of the evaluation were charted.

On the whole, participants found the workshop very satisfactory and helpful, especially the practical sessions. Other than learning new knowledge, many agreed that the workshop would impact on their future practice. Some commented that from the workshop, they learnt the mistakes that they had made before.

There are three inherent limitations for the operation of the workshop.

1. As it was, there were almost 16 people in each group for the practicals. The group size is too big and would be better if further divided. It could be improved with more time too.
2. The clinical department was in operation when the practicals were conducted though it was a Sunday. There were interruptions every now and then.
3. Only the hospital where the workshop was conducted had PACS facilities. This means only a few technologists may have the concept of PACS. The rest may feel that PACS is complicated and need more time to digest the knowledge about IT, DICOM and PACS.

World Radiography Day

November 8, 2014



RADIOGRAPHY...
ADVANCING IMAGING and HEALING GLOBALLY



www.isrrt.org

Reflections on the 18th World Congress

June 13-15, 2014

Helsinki Finland

Report by Hesta, **Hesta Friedrich-Nel**, Regional coordinator Education Africa

Helsinki, Finland
Optimizing for Better Care
18th ISRRT World Congress
12.-15.6.2014

The Finnish Society of Radiographers, together with the ISRRT organised a successful, enjoyable and interesting 18th World Congress in Helsinki, Finland from June 13-15 2014.

The organising committee, under the leadership of the respective CEO's Päivi Wood and Sandy Yule and their teams excelled in their tasks to make sure that all the t's were crossed and i's were dotted to fit in with the conference theme of 'Optimising for Better Care'.



Dr Sandy Yule, the ISRRT CEO set the stage for the spectacular flag ceremony. The newly elected ISRRT President, Fozy Peer, in her role as Director of Public Relations, had the privilege to carry the ISRRT flag during the opening ceremony.

Dr Maria Perez from the WHO presented the Hutchinson's lecture with the title 'Radiation protection culture in health care' and emphasised the role of radiographers as the

gatekeepers to perform procedures accurately and safely.

Culturally, we were entertained during the opening ceremony with beautiful young voices of Finland as well as the hospital choir.

Delegates from all over the world attended the conference and had the opportunity to network, engage and learn. The conference organisers made sure that all delegates received scrumptious Finnish cuisine during the refreshment breaks.

In addition there was another clever plan to engage delegates with

the technical exhibitors. Delegates had the opportunity to collect beads of different colours at each of the exhibition stands, to string these with a transparent elastic band provided in the registration envelope and then to present the evidence at the ISRRT stand for the final silver heart and knot to complete a colourful beaded bracelet. As the conference progressed, the bearers of colourful beaded bracelets grew in number, indicating the visits to the exhibitors.

Delegates were spoilt for choice since the academic programme was diverse and packed with interesting and trendy topics. The programme was well structured with a balance to attend lectures as well as to network. Delegates could choose to attend the following streams: quality assurance and control, radiation therapy, breast imaging, MRI, paediatric and CT imaging, dose optimising, evidence base radiography, general radiography, interventional radiography, management, nuclear medicine, radiation therapy, sonography research and education. Also delegates had the opportunity to be inspired by the ISRRT dose-wise radiographer of 2014, Soiya McFaddan from the UK. Overall the presentations were of a high standard and I was pleased to note the scientific rigour of the





Dr Maria Perez , WHO.



Helsinki during June 2014, engaging with colleagues from far away and absorbing the energy and enthusiasm of the global radiography society, we are looking forward to reunite in 2016 in Coex, Seoul, Korea from 17 to 22 October 2016.

Hesta Friedrich-Nel
Regional co-ordinator Education Africa

presentations and the progress in the radiography profession in general with regard to research. The presenters came from all over the world to share their information with the delegates, such as Taiwan, New Zealand, South Africa, England, Hong Kong, Sweden, Switzerland and Denmark. There was a large delegation from Helsinki as well.

On the social side, there were ample opportunities to balance the learning during the day. The respective social programmes were scheduled in different venues and so delegates were exposed to various areas of the diverse Helsinki and surroundings. In addition to the cocktail evening and gala dinner, delegates had the opportunity to sauna (something very Finnish) and to enjoy a walk in nature. The organisers were kind to transport delegates to the gala dinner and we could enjoy the scenic part of Helsinki and Espoo.

Conference delegates had the opportunity to add a visit of specific clinical sites in Helsinki to the registration option. This picture shows a demonstration at the Meilathi Oncology centre

Although it feels like a dream having walked the streets of



18th World Congress highlights – A Board member's perspective

June 13-15, 2014

Helsinki Finland

Report by Hesta, **Donna Newman**, Director of Professional Practice

Approximately 700 technologists attended this year's ISRRT 18th World Congress in Helsinki, Finland June 12-15. The theme for the conference was "optimizing for better care". The education was a huge success with over 300 abstracts received by the scientific committee and 198 being accepted. 100 electronic posters were shown during the conference. Each time I have an opportunity to attend a world congress I reflect on the great opportunity I get to network, and hear the most up-to-date information that is affecting our profession globally.

The ISRRT board met for a three day pre-conference board meeting with a long agenda to cover. One of the items was the bidding for the next world congress. Society of Radiographers of Trinidad and Tobago gave a wonderful presentation for a host bid for the 20th World Congress in 2018 to the board, and the board voted to give the bid to the society and we are all looking forward to visiting their country.

Cynthia Cowling, the Director of Education gave a presentation on the Standards document and curriculum pro-forma for Educational programs that her subcommittee had been developing over the last two years. The subcommittee was comprised of Dr Maria Law, Dr Napa pong Pongnapang and Dimitris Katsifarakis along with the regional coordinators for education. The standards document was designed to be used by educational programs to benchmark their own specific program against. The document was accepted by the Board and the decision was made to have the document presented at the Open Forum at the pre-conference meeting. The document will also be available on the ISRRT website as a reference document. Fozy Peer, the Director of Public Relations presented the revised Congress guidelines which were accepted as amended. Stewart Whitely presented the updates to the operations manual. Donna Newman, Director of Professional Practice brought forward an update on the ISRRT feedback and comments on the Draft Safety Standard on Occupational Radiation Protection DS453 just to highlight a few of the agenda items covered.

The Finland society made sure that the Board felt at home in their country, by hosting the Board in the evening for dinner. One personal highlight from the three days was the Board members surprising Dr Ward with a cake and poster to celebrate his birthday. We have all been privileged to spend his birthday together over the last four years.

As a Board we had some great times together sharing memories and developing lifelong friendships. We will be sad to say goodbye to some of our good friends from the Board that have shared such great memories over the past four years. We decided to take one last Board picture to remember the wonderful friendship we have made with our fellow professionals.

The two day council meeting was followed by the four day world congress. I must say the host society did an outstanding job of making everyone feel welcome at the congress. The Council meeting created an opportunity for networking and to allow the member countries to conduct the organisation's business. One of the best things about professional involvement is the friendships you make along the way. I have met so many wonderful professionals and the world doesn't seem as large with all the connections I've made across the globe. One of the great highlights of the council meeting was the four new applications for membership. Each applicant had completed the necessary documentation and had been nominated by two ISRRT member countries. Lithuania, Italy (Italian Association of Interventional Radiographers (AITRI)), Haiti, and Mali were

Helsinki, Finland
Optimizing for Better Care
18th ISRRT World Congress
12.-15.6.2014



Helsinki, Finland
Optimizing for Better Care
18th ISRRT World Congress
12.-15.6.2014

all voted in by council members to become member countries of the ISRRT.

The council members also had two motions to vote on; one was to change the name of the Director of Public Relations to the Director of Public Relations and Communications which was accepted. The other motion was to give some detail to the section on responsibility of Board members and how they can resign or be removed if they do not meet the criteria.

The classification of radiography professionals by the International Labour Organization (ILO) was also discussed as an agenda item. The ISRRT will request the document submitted by the EFRS to the ILO. Both of the organisations have met with the ILO and the next step is for the ISRRT to survey all member countries to obtain evidence about the work and education of radiographers. The council members had good discussions regarding this item. The elections of the new Board members were conducted on the second day of the council meeting and the results are listed in this issue of the *News & Views*.

The opening flag ceremony was heart-warming and is such an emotional part of the world congress to watch as each country carries in their flag while being announced by our MC, Sandy Yule. This ceremony has become a great tradition and is something I look forward to at every congress. The entertainment for the opening ceremony was from the Helsinki Society. They had two young girls, Julia Tanhula and Rebekka Annan sing individually, and the Choir Hyksetti sang a set and did such a wonderful job they were asked to do an additional

song for the audience. The music was very moving. The keynote included the Hutchinson Lecture presented by Dr Maria Del Rosario Perez from the World Health Organization titled "Enhancing Radiation Safety and Quality in Health Care". I found the information to be informative and excited to know that almost all her slides were projects the ISRRT had taken part in and had contributed to the results. Dr Perez focused on the Basic Safety Standards and how the safety series

is essential and it up to the professional organisation to support and implement these into practice to ensure that the Basic Safety standards are being implemented. Dr. Perez also focused on the action plan from Bonn and the importance of being involved in this over the next several years.

The exhibit hall became the center of networking and socialising as all the lunches were held here and the vendors had much to offer for the delegates to take in. Of course the ISRRT had a booth where many friends stop to say hi and gather information about the ISRRT. The Korean Society also had wonderful booth to promote the next world congress which will be held in Seoul Korea from 17-22 Oct 2016 with the theme "We are RT's".

There were many educational tracks to choose from to receive academic information, however one of my favorites was David Collier's lecture on the "History of the ISRRT". It was interesting to see how our founding members had envisioned our organisation and the progress we have made over the years. Something that I found very interesting was the fact that we are still working on the same kinds of issues, for example, to help elevate health care in developing countries. I definitely believe that Mr Hutchinson and Marion Frank were pioneers in our profession creating a society that connects our





profession on a global level. It has evolved into a professional society that I am proud to be a part of. I will be excited to read the finished product on the ISRRT's history which we can look for in the near future.

The Dose Wise Radiographer Winner, Soniya McFadden from the United Kingdom put on a wonderful presentation on the Saturday of the conference titled "Dose Optimization in paediatric interventional Cardiology." The take away message and information to apply to our practices in interventional cardiology were valuable. It just shows the dedicated professionals we have in our organisation that work hard to improve care for our patients. I would encourage all members to look at the ISRRT's website for details on how to apply to be selected as the Dose Wise Radiographer – sponsored by Philips.

World Radiography Day is celebrated internationally annually on 8 November. This year's theme is "Radiography Advancing imaging and healing globally".

One thing that comes to mind when I reflect on the congress is that it is an opportunity to see how technology works in developing and developed countries. No matter the technology you have in your country, it is as professionals we are all working toward the same goal of elevated health care for our patients. It also makes me very proud to watch how our profession has made an impact on new policies and procedures globally just by our representation across the world and dedication of our member societies to our organisation. As Director of Professional Practice, I appreciate the opportunities our organisation has had in helping develop global documents that could have an impact on health care. For example, the referral guideline for diagnostic imaging from the IRQN and the communication tool for paediatric imaging from the WHO. I want to encourage everyone to go to the radiation pages of the rPoP.org and the WHO and see some of this work and see the other valuable information and downloadable slides available for use.

The Finland society put on such a great Gala event for the



congress delegates hosting it at a wonderful venue, a resort about an hour away from Helsinki. They had buses available to pick up the guests at the hotel and take us to the venue. The resort had a wonderful lake in the background with a beautiful deck to enjoy the view where many of us had an opportunity to create great photo memories with our professional friends. One highlight from that night was the Finland society made Sandy Yule, Dr Ward, Stewart Whitely and Cynthia Cowling Honorary Members of their society. What an honor to bestow on these hard working Board members.

Finally at closing ceremony we had the wonderful opportunity to watch my good friend Fozy Peer being installed as the ISRRT's new President by my other very good friend, outgoing ISRRT president Dr Ward. What a memorable moment in my career. When I first started coming to the world congress the opening and closing ceremonies were some of my favorite parts of the congress with the tradition and ceremony. Dr Peer has a wonderful strategic platform to continue to help move our profession forward and I look forward to serving under her direction on the board for the next four years.

Donna Newman



The America's Report

Terry Ell, ISRRT Vice President, Americas Region

Jonathan Mazal, ISRRT Regional Director, Americas Region

You will find a number of reports in this edition of *News & Views* that highlights events from the 18th ISRRT conference in Helsinki, Finland. This report will concentrate specifically on information as it pertains to the activities of member associations within the Americas, particularly since the March edition of this newsletter.

Several new individuals have been appointed to the ISRRT Board and its associated sub-committees

Representing The Americas are:

- Terry Ell: Vice President of The Americas
- Jonathan Mazal: Regional Director of The Americas
- Robin Hesler: Regional Coordinator; Education (Canada)
- Sharon Wartenbee: Regional Co-ordinator, Public Relations (United States)
- Christopher Steelman: Regional Co-ordinator, Professional Practice (United States)

We would like to extend our most heartfelt gratitude to Rita Eyer, Patricia Johnson, Lori Boyd, and Sarah Baker, for their enthusiasm, time, and efforts in representing the Americas within the assigned roles over the past years.

The new council members for the Americas are Ian Weithers (Barbados), Carlene Rankine (Jamaica), and Aleth Bruce (Trinidad and Tobago), and Donna Long (United States).

Again, we are very grateful for the work of the outgoing Council members Derlwyn Wilkinson, Claudia Tavares, Anushka Kattick-Mahabir Singh, and Connie Mitchell. The Council member from Canada is still to be appointed.

At the Americas Regional Meeting in Helsinki, during the 18th ISRRT Conference in Helsinki, Finland, Rita Eyer gave a presentation explaining the vision, mission and core values of the ISRRT and the accomplishments that continue to be made in all global regions by our organization. I also gave a similar presentation, with a focus on the work done by CAMRT. At her first visit to a World Congress, Carlene Rankine brought greetings from the Jamaican member society and outlined their recent accomplishments and plans projected for the coming year. Donna Long outlined the did the same for the ASRT, highlighting their ACE campaign (www.asrt.org/promotions/ace-campaign), which educates the patient population of the important role that technologists play in their healthcare service. Aleth Bruce also presented the activities of Trinidad and Tobago for years 2013-2014. Cynthia Cowling discussed the matters taking place with the International Labor Organization, as it relates to the reclassification of the role of the "technologist". She has undertaken the task of building a survey researching the role of technologists around the world, the results of which will be submitted to the International Labor Organization by 2016. Cynthia also spoke about the many workshops that were undertaken in developing countries by the ISRRT, in collaboration with PAHO, member societies and some NGOs. She also made mention to the Philips online project dealing with computed tomography, which unfortunately was terminated. Cynthia also spoke of the research grants which are offered by ISRRT. Donna Newman explained the collaboration between the International Atomic Energy Authority (IAEA) and ISRRT on the Basic Safety Standards document. She also mentioned the Global Initiative document which is presently

being drafted and indicated that she expects her committee to meet the due date for revisions given to the ISRRT.

Jonathan and I are currently in the process of compiling a comprehensive list of radiological contacts in Central and South America. It is our hope to strengthen partnerships with our professional peers in Latin America to ensure they have representation at future World Congress meetings and equal access to educational offerings available to member societies of the ISRRT. Any assistance in identifying potential technologist/radiographer contacts within the Latin American would be greatly appreciated, and can be sent directly to us.

In the ISRRT's ongoing efforts of collaboration with international government agencies, Jonathan and I will be attending to the 53rd Pan American Health Organization (PAHO) Directing Council meeting in September in Washington D.C. We look forward to a continued partnership with PAHO in providing needed medical imaging resources to the developing regions of the Americas.

Jonathan will be attending the 2014 RAD-AID Conference on International Radiology for Developing Countries in Baltimore, Maryland in October. PAHO, ACR, ASRT, and ARIN will be represented at the meeting as well as other private and public organizations specifically focused on radiology outreach initiatives. Further information can be found at www.rad-aid.org/project.aspx?pageName=2014%20RAD-AID%20Conference

Terry will endeavour to attend the Trinidad and Tobago Radiological Society Conference on November 1 (<http://soradtt.com/sub.php?content=eventsDetail&id=122>) to collaborate with our Caribbean counterparts.

We are excited to step into our newly appointed leadership roles, representing and working with the current and future member societies of the Americas and encourage you to contact us with any questions, comments, or suggestions on how we can better serve you.

Terry Ell

Terry.Ell@albertahealthservices.ca

Jonathan Mazal

jrmazal@gmail.com

Emails in Spanish are welcome!

Medical Radioisotope supply issues – A Canadian perspective

Article by **François Couillard**, CAMRT CEO

Technetium-99m (^{99m}Tc) is used in over 80% of nuclear medicine procedures – more than 30-40 million examinations worldwide yearly. This is the “bread and butter” of nuclear medicine. Ongoing reliable supply of this critical isotope is under threat. According to a recent OECD report¹, “*Current global irradiation and processing capacity is predicted to be insufficient over the period analysed for reliable $^{99}\text{Mo}/^{99m}\text{Tc}$ supply, even with all producers operating under normal conditions...*”

This article aims to answer three questions:

- What is the issue?
- What are the possible solutions?
- What is the CAMRT doing about it?

What is the issue?

In order to understand the issue, it is necessary to understand the current supply chain:

supply chain diagram

Uranium targets are irradiated in a nuclear reactor. They are then processed to extract ^{99}Mo . This product is shipped to facilities where “generators” are assembled. These generators are then sent to hospitals all over the world. The two most critical steps in the process are the irradiation of uranium target in reactors and the processing of these targets to produce ^{99}Mo . Any disruption can hurt the supply chain downstream.

There are several issues that threaten the supply of this critical isotope:

- Demand is expected to continue to grow at a rate of about 2% per year worldwide until at least 2020 (ref. NEA-OECD report).
- 2 of the 9 reactors used in this supply chain are scheduled to stop production in 2016 (the Canadian NRU and French OSIRIS reactors). Together, they account for over 25% of the potential annual production capacity.¹ The Canadian government has indicated that it will not extend NRU production beyond 2016.
- All other major existing producing reactors, except for OPAL in Australia, are aging and scheduled to shut down by 2030.
- OECD countries have agreed to substitute the use of High

Enriched Uranium (HEU) in reactors with Low Enriched Uranium (LEU) (HEU can be used to make nuclear bombs). The transformation is proving technically challenging and expensive in light of the short expected life of existing reactors.

- The ^{99}Mo processing capacity in the world is predicted to be insufficient to meet demand. One of the largest processor, Nordion, will cease ^{99}Mo processing after NRU stops production, creating a gap until new projects like Australia’s ANSTO new facility are fully operational.
- The future price of ^{99m}Tc is likely to rise due to the above challenges and the exit of Nordion.

Possible solutions

There are 3 ways to address these issues:

1. Increase production capacity
2. Optimise distribution and utilization
3. Substitute tests with other tracers or modalities

The last major disruption in supply forced health providers to collaborate to find creative ways to share limited ^{99m}Tc supplies. It also encouraged substitution to other modalities, often at higher cost and/or with compromised quality. Most health jurisdictions in Canada now have contingency plans in place.

The ideal situation would be to have new irradiation and processing capacity in place by 2016 to ensure a seamless transition away from the NRU and OSIRIS reactors and associated processing facilities. There are over 11 new irradiator projects underway (mainly reactors) and almost as many new processing facility projects. Canada is also experimenting with three cyclotron/linear accelerator schemes to replace reactor supplied ^{99m}Tc . These Canadian projects are promising but they are still years away from full approval by Health Canada and pricing and distribution scenarios remain uncertain.

At this point we have been unable to get industry reassurance that a sufficient number of these projects will be fully operational on time to ensure a steady and reliable supply of ^{99m}Tc . Getting a clear picture of the situation post-NRU is proving very challenging. The best information available is from the April 2014 OECD report



which concludes that “clearly, insufficient processing capacity will be a major risk for secure supply in the next 5 years”. Capacity should stabilise after 2020, provided additional capacity is added to replace the 6 reactors scheduled for shutdown between 2024 and 2030.

CAMRT's actions

The CAMRT is monitoring the situation closely. Our objective is threefold:

1. Investigate the situation
2. Communicate to our members & other stakeholders
3. Stimulate the development of mitigation strategies

We in ongoing discussions with Health Canada and various industry players. We have organised meetings in Canada with our Medical Imaging Team partners and internationally with the ISRRT. We will continue to probe industry until a clearer scenario emerges. We

will keep our members and other stakeholders informed through communications like this one and shorter messages in our e-blasts. Finally, we will stimulate the emergence of mitigation strategies through constant engagement with our members, producers, governments and other stakeholders.

We welcome questions, suggestions and any new information on international developments on this issue that you would like to share with us. Contact: fcouillard@camrt.ca

References

1. The supply of medical isotopes; medical isotope supply in the future: production capacity and demand forecast for the 99Mo/99mTc market, 2015-2020. April 2014 NEA/SEN/HLGMR(2014)2 www.oecd-neo.org

Originally published in the CAMRT News, Vol. 32, No.3.



Professional Practice Committee

Donna Newman, Director of Professional Practice

James Ho Namkoong, Regional coordinator Asia/Australasia

Chris Steelman, Regional Coordinator of America's

As the ISRRT elections have taken place at the Helsinki World Congress in June and the new board is commencing their new positions on the ISRRT Board, I believe this is a good time to introduce myself and your new regional coordinators for each of the regions. My name is Donna Newman and I am returning as the Director of Professional Practice, all of the regional coordinators are newly elected to their positions.



Piret Vahtramae, from Estonia is the new regional coordinator for Europe, Elizabeth Balogun (pictured left) from Isheri, Lagos is the regional coordinator for Africa, Chris Steelman from California, United States is the regional coordinator for the America's, and James Ho Namkoong from Seoul Korea is the regional coordinator for Asia/Australasia. The committee has a long list of responsibilities, some which include

reviewing draft documentation and making recommendations from international agencies in the areas of professional practice, radiation protection and radiation safety. A few of the organisations we have reviewed draft documentation from these past four year have included the Commission on Radiological Protection (ICRP) Annals' reports, WHO documents (Communication tool for pediatric imaging for health care professionals), and IAEA safety series from the Basic Safety Standards. Our committee is also involved with recommendation for standards of practice to minimise the possibility of harm or injury to patients or workers receiving or involved in the use of radiation medicine technology.

As Director I act as a liaison for the IAEA, WHO, ICRP and other external organisation and circulate the draft documents to the regional coordinator for input and comment whenever we are asked from one of these organisations. These four people will then be reaching out to different experts in their region to collect comments and recommendation for these drafts and give the information to me to combine in one report from the ISRRT. I know many of you have contributed to these reports with your expertise and I want to thank any of you that have help review these long documents in the very short deadline we are always given to respond back. I am happy to tell you that the professional practice committee made all our deadlines last year which have all been less than 30 day's for response. I believe our success is directly related to the dedication of our members and their desire to improve health care. Thank you again for all your help and once again I am asking you to consider helping out with your expertise when a call comes out for input to a draft documents from your regional coordinators.

I would like update you, our member societies, on the feedback the ISRRT gave on the Draft Safety Standard Occupational Radiation Protection (DS454) from the IAEA just before the world congress. The comments had to be in by June first in order to be considered. The document was sent out to the regional directors of professional practice and education. We also had the ISRRT Board and a few of our larger member societies review the document because of the short deadline that was given. General comments for

consideration included more detailed index to help assist in finding information. Many positive comments were received regarding the format of using quotes from the BSS threw out the safety series and then describing how to implement them in your facility in the paragraph after the quote. People felt this was a good way to understand what the BSS was recommending. There were suggestions to give more detail in the introduction specifically pointing to the preface. Recommendations for more tables were a continued theme in the feedback to help amalgamate the regulations and make them easily accessible. Reviewers felt this would save time when using the safety series as a reference in your facility would be beneficial. Finally the reviewer felt the document was well written, accurate and the resources were current. We did give specific changes to the documents in the format they were asking on several pages in the area of nuclear medicine, pet and management information and these were all submitted in the format that was provided for input. I personally want to thank everyone that reviewed this as we only had two weeks to review and submit our comment.

As Director of Professional Practice I believe it is my duty to encourage our member societies to participate in the survey that will be coming to you sometime in the future from the ISRRT regarding ISCO (International Standard Classification of Occupations). The ISRRT will be finalising a questionnaire which will be circulated to all ISRRT member countries and is being prepared by Cynthia Cowling with the help of her research dept at her university. The ISRRT will be surveying all member countries to obtain evidence of the work and education of radiographers. Interesting the ILO looks at the job being performed and the skill used not just the education in the traditional sense it takes to do your job. As you have all heard in several of our reports from our president and CEO we have been working with the EFRS jointly to affect reclassification of the skill level of radiographers so I won't repeat this information but want to encourage participation on the survey in-order to get a global perspective from our membership.

Finally I want to encourage everyone to buy the final version for the Basic Safety Standard and as professional and a professional organisation it is our responsibility to support the implementation of these recommendations in the BSS in our work place, health care setting where ionisation radiation exposure is taking place.



L-R: James Ho, Donna Newman, Piret Vahtramae

Professional Practice news from America's region

Chris Steelman M.S., R.T.(R)(CI), RCIS

Regional Co-coordinator Professional Practice Americas

The American Society of Radiologic Technologists House of Delegates met for their Twenty-ninth Session on June 27-29, 2014 in Orlando, Florida. The House of Delegates is the legislative body of the ASRT. Fifty-two associations are affiliates of the ASRT. Each affiliate sends representatives to ASRT's House of Delegates, the society's legislative arm. Also serving in the House are delegates from the ASRT's 15 chapters, representing specialty areas of practice. The House of Delegates convenes each year to debate and vote on motions and proposed changes to the ASRT by-laws and to adopt clinical practice and educational standards. This year the 149 Delegates amended the Magnetic Resonance Imaging and Radiologist Assistant Practice Standards and adopted the newly developed Medical Dosimetry Practice Standards. Each document is the result of numerous meetings of the Practice Standards Council Subcommittees. Subcommittee Members are currently reviewing and revising the Cardiovascular, Bone Densitometry and Radiation Therapy standards.

This year students from the ASRT Student Leadership Development Program played a significant role in this year's House of Delegates meeting. Of the 3,918 student ASRT members, 75 were selected for the program. Each student is assigned a professional mentor and attends student focused educational sessions. They are also encouraged to network with medical imaging and radiation therapy professionals to seek insight into their new profession. Students are also invited to attend the chapter meetings, during which they not only observe the proceedings but enthusiastically participate.

One example of that participation was displayed during the Radiology Chapter meeting. Committee members had reached an impasse regarding the wording of a proposed amendment addressing "Digital Imaging Post-Processing in Radiography". *Student representatives from the state of Pennsylvania crafted language that was not only accepted by the Chapter but when presented to the delegate was met with resounding applause. The accepted position statement is as follows: It is the position of the American Society of Radiologic Technologists that an image obtained for a prescribed projection in a digital imaging system or series be assigned only to that specific projection and not be altered by post-processing in order to be represented as another projection. The House also addressed two other position statements regarding digital radiography. The position statements addressing Digital Image Cropping or Masking in Radiography and Monitoring Patient Exposure During Utilization of Digital Radiography Systems can be found at www.asrt.org*

The ASRT Radiation Therapy Conference will be held September 14-16, 2014 in San Francisco, California. This event is held in conjunction with the American Society for Radiation Oncology and the Society for Radiation Oncology Administrators. The ASRT Radiation Therapy Conference offers participants the opportunity to learn from highly trusted sources and network with oncology professionals from around the world. One topic sure to be discussed will be the collaborative work of The American Society for Radiation Oncology (ASTRO) and the American Association of Physicists in Medicine (AAPM). On June 19, 2014 these organisations announced the launch of RO-ILS: Radiation Oncology Incident Learning System™, a new, national patient safety initiative to facilitate safer and higher quality radiation oncology care. RO-ILS, is an online portal that will allow radiation oncology centers to provide non-patient-specific data about the radiation therapy near-misses and safety incidents that have occurred at their facility in a secure, non-punitive environment. Data collected in RO-ILS will educate the radiation oncology community



about how to improve safety and patient care. The RO-ILS platform will provide centers with the ability to track and to analyze their data through a secure online interface. A panel of experts chosen by ASTRO and AAPM will work with an independent organization contracted to develop and to administer RO-ILS, and to analyze the aggregate data and to inform practitioners on radiation oncology safety procedures and processes, best practices, practice guidelines and/or recommendations.

Professional Practice news from Asia/Australia

James Ho NamKoong,

Professional Practice Regional Coordinator in A/A, ISRRT

The Examination of IABSRT (International Accreditation Board for Specialized Radiological Technologists)

The Examination of IABSRT (International Accreditation Board for Specialized Radiological Technologists) will be held on August 31, 2014 in Asian Countries. The IABSRT was established in 2005 among three countries Korea, Japan, and Taiwan. The goals of IABSRT are to provide the best medical care, safety, and trust for the patients in the medical field and develop medical imaging and radiotherapy techniques continuously. Finally, we try to upgrade the qualification and competitiveness of Radiological Technologists as a professional. It has board member countries to decide whole business and participating countries. First examination subject was Medical Imaging Information Administrators (MIIA) in 2006. Medical Imaging & Radiologic System (MRS) and Radiation Safety Manager (RSM) were implemented in 2007. CT and MRI were performed in 2008 as a clinical subject. In 2009, Thailand, Hong Kong, and Macau joined the IABSRT examinations and Ultrasonography (Upper Abdomen) was started. In 2010, Thailand became a board member and Mammography was implemented in 2010. All questions are same excepting domestic regulation in MIIA, MRS, and RSM.

We have totally 4,039 Specialized Radiological Technologists now. There are 2,079 in Korea, 1,369 in Japan, 366 in Thailand, 137 in Taiwan, 61 in Hong Kong, and 27 in Macau from 2006. However, there are some issues to solve in the near future. Firstly, we need to adjust and maintain the level of difficulty. Secondly, we provide high quality questions all the time. The lastly, we control the reasonable passing rate in the examinations.

In conclusion, we hope all Radiological Technologists in the world get this certificate and get better social reputation and higher salary in their country. Finally we become professionally specialised and accredited by government officially and internationally.

News from member countries

AUSTRALASIA

NEW ZEALAND



On behalf of the President of the NZIMRT, Jill McConnachie, and myself I would like to extend

congratulations and thanks to the Society of Radiographers in Finland for a wonderful World Congress in Helsinki. It was a pleasure and a privilege to represent New Zealand among so many radiography colleagues from around the world, all learning and sharing together. The welcome in Helsinki was warm and friendly, the calibre of the presentations excellent and the social functions thoroughly enjoyable. Outgoing President Michael Ward spoke of the 'gift of service' as he closed the Council Meeting and being part of such a wonderful group of people all sharing similar aims made this statement ring ever more true.

The NZIMRT welcomes and congratulates Dr Fozzy Peer as the ISRRT President and all new and returned ISRRT representatives. We look forward to continuing to strengthen our relationships, especially within our Asia / Australasian region.

The 2013 World Radiography Day

celebrations in New Zealand focussed on supporting our Pacific neighbours and in particular a Kiribati Island project in conjunction with New Zealand Aid. Radiographers and Radiation Therapists in New Zealand raised \$2000.00 towards supporting a local radiography training programme in Kiribati. This money will be put towards funding a staff member from Tarawa Hospital spending three weeks in a New Zealand Hospital. Beryl Kelly, as a Charge Radiographer, has been overseeing this project having spent considerable time both in Kiribati and providing on line learning opportunities to Hospital staff. We look forward to the Tarawa Hospital staff member arriving in New Zealand in mid-August.

The Annual NZIMRT Conference is being held in Invercargill this year. The theme of the Conference is 'Southern Exposure', aptly named as Invercargill is in the deep south of the country so winter woollies will be required. We look forward to another enjoyable learning opportunity.

Please visit the NZIMRT website for further information www.nzimrt.co.nz

Kathy Colgan
ISRRT Council Member

Pictured below:

Kathy Colgan, Tiina Nousiainen,
Jill McConnachie, James Hayes.



SRI LANKA



The 38th Annual General meeting and the Annual academic session of the Society of Radiological Technologists of Sri Lanka was held on Sunday, June 29, 2014

in Colombo.

The Academic session was the highlight of the day.

Mr Mohan Palliyaguru, a human skill development consultant was invited for this session. He conducted a three hour great session which kept the audience very actively engaged and inspired. The topic of the lectures session was "Be a Brand". It was a session full of motivation, creating new ideas, developing good human characteristics, leadership, patient care, family and social life.

The post lunch session was the Annual General Meeting. The president enlightened the members about the new knowledge he gathered at the 18th ISRRT World Congress held in Helsinki. He pinpointed the importance of participating in the international events, which helps to share knowledge and ideas and to widen the existing friendship and develop new friendships among the members from the countries around the globe.

He described about the process of the election of office bearers of the new ISRRT board took place, and about the newly elected members. The photographs taken at the world congress are published on the society website www.srtsl.com

At the election of office bearers for the Council of Management of The Society of Radiological Technologists of Sri Lanka, the same council with a few changes was unanimously elected for the next two years.

It was decided to conduct the CT diploma Training programme for another batch starting from August 2014.

The house agreed to the presidents idea of inviting Dr. Napapong Pongnapong, ISRRT Vice president for Asia-Australasia region, to conduct lectures on CR/DR at the "Workshop for Radiological Technologists" which will be conducted by the Sri Lanka College of Radiologists, in parallel with their Annual Scientific sessions 2014. The workshop will be held on 31st August 2014 at the Kingsbury Hotel, Colombo, Sri Lanka.

V.G.Wimalasena
President SRTSL

THE AMERICAS

AMERICA


**2014 ASRT
Radiation
Therapy
Conference**

The 2014 ASRT Radiation Therapy Conference will take place Sept. 22-24 in San Francisco. The three-day event offers 47 face-to-face continuing education courses for radiation therapists, medical dosimetrists, program directors, clinical instructors, managers and students.

In addition to earning CE, attendees will learn from leading experts in radiation oncology, network with like-minded radiology professionals from around the world and meet with exhibitors. The event is held in conjunction with the annual meetings of the American Society for Radiation Oncology and the Society for Radiation Oncology Administrators and includes access to the ASTRO exhibit hall.

Visit www.asrt.org/rtc to learn more and to register for the conference. For more information about ASRT's upcoming events, visit www.asrt.org/events.

ASRT@RSNA 2014

Come to Chicago for RSNA's 100th Scientific Assembly and Annual Meeting exhibition and stay for the ASRT@RSNA 2014 courses, taking place December 3-4. The one-and-a-half day educational program is specifically targeted to radiologic technologists and radiation therapists. See the latest technology, network with peers and earn continuing education credit while learning from leaders in the radiologic sciences.

To register, visit www.asrt.org/asrtatrsna. The registration fee includes all ASRT@RSNA 2014 courses, Associated Sciences Program, other educational offerings from RSNA and access to the RSNA technical exhibition.

ASRT Museum and Archives

The ASRT Museum and Archives is scheduled to open in June 2015 at the ASRT office in Albuquerque, New Mexico. Through interactive displays and educational exhibits, the museum will trace the progress of medical imaging and radiation therapy professionals from the discovery of the x-ray to today. The mission of the museum is to deepen the appreciation and understanding of the radiologic technology profession and to inspire further learning.

The ASRT wishes to enhance the museum's collection through the acquisition of historical artifacts. At this time, we are



Donna Long, Beth Weber, Sarah Baker, Michael Ward and Donna Newman at the ISRTT World Congress in Helsinki, Finland.

seeking the following items for permanent display in the museum:

- World War II Picker x-ray field unit.
- Vintage/Victorian static machine (prefer a Patee static machine).
- Vintage radiation protective gear, including aprons, gloves and patient shielding devices.

We are interested in acquiring these items through purchase, donation or bequest. If you own one of these items, know someone who does, or know where one is located, please contact us at museum@asrt.org. Please visit www.asrt.org/museum regularly for updates.

ASRT ACE Campaign Update

It's been nearly a year since the ASRT officially launched the ACE campaign, an educational initiative geared toward improving the public perception and awareness of radiologic technologists. ACE is a simple acronym that reminds medical imaging and radiation therapy professionals to: Announce their name, Communicate their credentials and Explain what they're going to do. ASRT developed the easy-to-remember acronym to help radiologic technologists educate their patients about their role as educated and registered radiologic technologists.

Last fall, as part of the campaign, every ASRT member received a poster that educates patients about their role in providing top-notch patient care. In addition, all members received patient cards that patients can use to record their medical imaging and radiation therapy exams. The

campaign also features the Click To Commit initiative, which asks radiologic technologists to incorporate the ACE principles in their daily interactions with patients. To date, nearly 1,600 medical imaging and radiation therapy professionals have pledged to do so.

Visit www.asrt.org/ace to Click To Commit, learn more about the campaign, show support and purchase and download materials.

**New ASRT Continuing Education
Products Available Now**

As part of ASRT's ongoing efforts to provide



Donna Long with the US flag at the Opening Ceremonies in Helsinki.

radiologic technologists with continuing education solutions focusing on different disciplines and specialties, the association introduced Leadership Essentials earlier this year. The 10-module program introduces key strategies to help medical professionals succeed in any health care leadership position. Visit www.asrt.org/leadership for more information about Leadership Essentials.

ASRT's newest product, Sectional Anatomy Essentials, takes participants inside the human body and illustrates the location and function of its major anatomical structures. Featuring nine modules, the series includes interactive animation sequences that allow users to access high-quality computed tomography and magnetic resonance images that highlight the complexities of the human body and show how anatomical structures work together. To learn more about Sectional Anatomy Essentials, visit www.asrt.org/sectionalanatomy

Fiscal Year 2015 National Radiologic Technology Week®

National Radiologic Technology Week® is celebrated annually in the United States to recognise the important role medical imaging and radiation therapy professionals play in patient care and health care safety. The celebration takes place each November to commemorate the discovery of the x-ray by Wilhelm Conrad Roentgen on Nov. 8, 1895. This year, NRTW will take place Nov. 2-8.

To help promote NRTW, the ASRT launched the Strike a Pose Contest on July 1. Participants were asked to decorate a paper skeleton and incorporate it into a scene to represent the vital work of R.T.s. To enter the contest, participants posted a photo or video of their creation to Instagram

using #MyNRTW. Contest results will be announced in the October/November issue of ASRT Scanner.

For more information about NRTW and tips to celebrate, visit www.asrt.org/nrtw

ASRT Membership Update

As of June 2014, ASRT's total membership stood at 152,909. The association's net annual growth rate is about 1.05 percent and its net annual retention rate is about 85.76 percent.

ASRT Donates \$10,000 For Disaster Relief Efforts

On behalf of its members, ASRT donated \$5,000 to the Snohomish County Chapter of the American Red Cross to assist with relief services in Oso, Washington, after the March 22 mudslide. In May, the association also donated \$5,000 to the American Red Cross to support disaster relief efforts in the Midwestern and Southern United States following tornadoes there.

2014 ASRT Educational Symposium and Annual Governance and House of Delegate Meeting

The 2014 ASRT Educational Symposium and Annual Governance and House of Delegates Meeting took place June 26-29 in Orlando, Fla.

More than 300 radiologic technologists and students attended the ASRT Educational Symposium on June 26, which featured a full day of continuing education courses focused on mammography, computed tomography, management, general interest and student-specific topics.

On June 27, ASRT delegates met to discuss and take action on issues that affect professional practice, resulting in the creation

of two new position statements, updates to practice standards documents and additions to the Practice Standards Glossary.

Visit www.asrt.org/events-and-conferences to learn more about ASRT's upcoming events and conferences.

ASRT Foundation Update

In May, the ASRT Foundation awarded more than \$250,000 in scholarships for the 2014-2015 academic year to 75 medical imaging and radiation therapy professionals and students. In addition, the Foundation launched three new individual scholarship endowment awards: Philip W. Ballinger Endowed Scholarship, Richard S. Kay Endowed Scholarship, and Marie L.A. Racine Scholarship.

The R.T. Fellowship for Developing Countries Program remains a valuable resource for R.T.s who want to share their knowledge and expertise with technologists around the world. In early 2014, several program participants traveled to Jamaica, India, Ghana, China and Haiti to assess current radiography programs, offer educational workshops and more. Find out how to get involved by visiting www.asrtfoundation.org > Get Involved.

ASRT Joins Instagram

As part of its ongoing efforts to connect with members and educate patients about the medical imaging and radiation therapy profession, the ASRT joined Instagram in June 2014. The social media platform provides ASRT with another avenue to share photos and information about membership, initiatives, discounts, career resources and more. Follow ASRT on Instagram at www.instagram.com/myasrt.



CANADA



Proud Canadians in Finland

An enthusiastic contingent of Canadians attended Optimizing for Better Care, the 18th ISRT World Congress held in Helsinki, Finland in June, and eight of those in attendance shared their expertise in conference presentations. We were especially proud to see a number of Canadians providing leadership at the international level, with Terry Ell of Alberta now serving as Vice President of the Americas, and Alain Crompt of Quebec elected as Director of Public Relations,



Canadians in Helsinki.

on the ISRR Board. Dr Robin Hesler, CAMRT board member from Ontario, will be Regional Coordinator Education for the Americas under the direction of Dr Maria Law. There is also a CAMRT connection to the newly elected ISRR President, Dr Fozy Peer, a former member of our journal's Editorial Board. CAMRT extends its congratulations to all newly elected international leaders.

The changing face of CAMRT

CAMRT recently celebrated its 70th anniversary – and what better way to celebrate a milestone birthday than with a facelift? We are pleased to announce the new logo above, which was created after extensive consultation with CAMRT members.

The new bilingual logo builds on the legacy and theme of the previous image but delivers a modernised look that is both technical and medical – strong, crisp, and clean. Four vibrant colours within a circle represent the four disciplines, all equally important and connected within the strong blue circle representing the CAMRT. Next on the agenda is a new look for the CAMRT website, the online gathering place for our 12,000 members. Look for the changing face of camrt.ca to emerge later in the year.

An eye on the future

CAMRT has recently established a Future Technology Advisory Council, in order to expand its capacity to identify trends in technology advancement that will have significant impact on entry to practice education, continuing professional development programming and creation of

relevant practice resources.

It is also intended, over time, to better position CAMRT as an authoritative resource on technological developments in medical imaging technologies for media and other external stakeholders. As a first endeavor, the Council will sponsor a series of articles and webinars on technology trends in the coming months.

Collaborative Care – Imaging and Treatment

A Joint Congress on Medical Imaging and Radiation Sciences, May 27-30, 2015.

Montréal, Quebec, is a city teeming with culture and knowledge. What better place for the largest knowledge exchange among the thought leaders in medical imaging and radiation sciences in recent history?

The theme, Collaborative Care – Imaging and Treatment, will be infused throughout provocative lectures, informative workshops and poster sessions and will carry on into the exhibit hall, a large showcase for today's – and tomorrow's – innovative products and practices. This bilingual congress offers unparalleled opportunities for collaborative learning and professional networking among radiologists, medical radiation technologists and other members of the medical imaging team. Start planning now to join the members of the CAMRT, CAR, OTIMROEPMQ and SCFR in Montreal. Registration opens this fall. Visit the website, at <http://jointcongress.ca/>

New Services for Internationally Educated Medical Radiation Technologists (IEMRTs)

CAMRT, with funding support from the

Government of Canada, offers a broad range of services to those interested in working and certifying in Canada. Some of these are most relevant to those who have already moved to Canada, while other tools are available for those still in the process of immigration. These include online assessment tools, courses and exam preparation guides.

To help the IEMRT in making a decision to live and work in Canada, the CAMRT offers **Readiness Self-Assessment Tools** for IEMRTs. These are online tools that help the IEMRT assess if they are likely to meet requirements to practice in a Canadian context, and what the Canadian work environment looks like. The tools provide information and guide the IEMRT through a self- assessment for readiness to work in Canada.

Practice exams for all disciplines have been revised and made available online in a new, more interactive format, as of December 2013. Once registered, students can access the practice exam five times.

Exam Preparation Courses help IEMRTs prepare for the national certification exam:

- Course 1: Radiographic Procedures and Pathology
- Course 2: Patient Management
- Course 3: Radiographic Equipment and Imaging

A new online module on “How to Write a Competency-based Exam” will be released in 2014. Visit CAMRT's online resource centre for IEMRTs for information on fees and registration for these programs.

Journal of Medical Imaging and Radiation Sciences (JMIRS) / Call for Papers for Special Issue 2015

A special issue on the topic of Back to Basics – Foundational knowledge, skills and judgment, will be published in December 2015. The focus of this issue will be on reviewing the key fundamentals of our technical and clinical practice as well as an extended look at the fundamentals of education and research.

We invite authors to submit research papers, case studies or editorials on the topic of “Back to Basics – Foundational knowledge, skills and judgment” which:

- Explore existing core practice with a focus on the fundamentals of both technical and clinical knowledge, skills and judgment. to improve medical imaging and therapeutic services
- Explore existing core practice with a focus on the extended role of the clinician as professional, communicator, collaborator, manager, health advocate

- and scholar (CANMEDS Framework)
- Report on projects/initiatives/advances related to foundational elements of our practice
- Explore impact on health service delivery; quality of care and the patient experience from a quality framework.

CAMRT Resources and Services for the international community

Continuing professional development CAMRT's CPD programs are all available online to practicing MRTs worldwide. Check our online catalogue for the list of Full length courses (FL) and Quick Self Studies (QSS).

CAMRT also offers specialty certificates in Breast Imaging (Diagnostic and Screening); CT Imaging (Radiological Technology; Nuclear Medicine Technology; Radiation Therapy); Dosimetry; and, Interventional Radiology.

International candidates for these certificates must provide documentation verifying their eligibility, including a notarized copy of diploma/degree/certificate from entry-level education program and a letter from entry-level education program verifying length of program to include both didactic and clinical components of the program.

Engagement

CAMRT welcomes the world to its doors. Those who are interested in active engagement with CAMRT but who are not eligible for membership in accordance with CAMRT bylaws now have an affordable way to stay connected with Canadian colleagues. The Essentials E-Publications Package, offering electronic subscriptions to the CAMRT quarterly newsletter, CAMRT e-news bulletins and the prestigious Journal of Medical Imaging and Radiation Sciences (JMIRS), at a cost of \$40 annually, or the Essentials Plus Package, which includes the Essentials package AND access to the CAMRT on-line Job Bank and 20% off CAMRT non-member rates for continuing professional development courses, at an annual fee of \$70.(13% Harmonized Sales Tax is applicable to both packages).

CAMRT is active in social media, and encourages international members to connect through LinkedIn, Facebook and Twitter .

Best Practice Guidelines (BPGs)

The BPGs provide evidence based guidance on all aspects of MRT practice, from patient management and safety to occupational health and safety concerns for healthcare professionals. Twenty-eight of the 60 guidelines are now available in English and

French. Watch for a new series of BPGs to be added to the collection this month.

Advanced Practice Framework

This document includes examples of advanced practice experiences in other countries and other healthcare professions that provide a vision for advanced MRT practice and help Canadian MRTs to begin building the advanced practice roles of the future. Find the framework www.camrt.ca/abouttheprofession/advancedpractice/

AFRICA

SOUTH AFRICA



Ten radiographers from South Africa (pictured below) had the privilege to attend the 18th ISRRT conference held in Helsinki,

Finland at the Messukeskus Exhibition and Conference Centre from June 12-15, 2014 and to read 11 papers at the event. Six of



the delegates presented the results of their PhD studies while one presented the results of a Master's degree. The Finnish Society of Radiographers, together with the ISRRT did a great job in organising an event of high standard.

It was a proud moment for South Africa when Dr Fozy Peer from South Africa was elected as the new ISRRT President. Pictured below left.

The conference opened with the spectacular flag ceremony. Here is the South African representative carrying the flag.

Hesta Friedrich-Nel South Africa



EUROPE

ITALY



The Italian Association of Interventional Radiographers (AITRI) is a professional scientific association, legally founded by a valued group of Italian radiographers in 1999. It represents the radiographers in the fields of interventional, medical imaging and cardiovascular radiography.

The aims of AITRI is the development of interventional radiographers through conferences, courses and meetings and to engage in mutual research through other countries, data exchanges and student exchanges.

Also the promotion of common guidelines and increasing of the skills of all the professionals involved in the specific areas of radiology, angiography and cardiology are our purposes.

AITRI is self-governed, independent of governments, political parties and economic pressure groups.

AITRI has been a full member of EFRS since 2012.

Diego Catania



Above: Dr Diego Catania at the ISRR Council meeting in Helsinki.

Group picture top right:

Third person from left is Dr Diego Catania, President and Founder of AITRI, Italian Association of Interventional Radiographers (Milano, IT), the seventh person is Dr Rossella Trenti, Board member and Head of the Education program of AITRI (Bologna, IT), and the person far right is Dr Louise Rainford, Head Diagnostic Imaging University of Dublin (IR), together with the students of the English Course for Radiographers promoted by AITRI and delivered by the European Academy of English for Health Professionals (www.eaehp.org) in partnership with the UCD (University College of Dublin).



- 22 chapters, each one a stand-alone lecture with soundtrack and printable text
- Over 1800 high quality annotated radiographs and illustrations
- Index and dictionary included for use as an atlas.
- Developed by **Dr. Ian Cowan MB.ChB. FRANZCR Radiologist New Zealand** for radiographers in remote locations

Cost 25 pounds plus shipping

Obtainable from Head Office of ISRR

For more information email isrr.yule@btinternet.com

My goal is that this resource will give you a strong base of understanding about some fundamental principles of X-ray interpretation, and knowledge about some of the abnormalities that x-rays can show to the trained eye

*Dr. Ian Cowan MB.ChB. FRANZCR
Radiologist New Zealand*

Radiographer Quotes from feedback following Uganda workshop on Image Interpretation.

All the information on the CD was superb and to me it acted as a reference source for those who do not have other reference books on imaging

Guided me in clinical discussion with General Practitioner for patient better outcomes with good diagnosis and decision making on case management

A comprehensive atlas of Xray image interpretation.

It will be very useful since it gives the radiographer confidence in providing a documentary opinion on their product



Australia	Australian Institute of Radiography 25 King Street Melbourne, Vic. Australia 3000 PO Box 16234 Collins St. West Melbourne, Vic., Australia 8007 Tel: +61 3 9419 3336 Fax: +61 3 9416 0783 Email: info@air.asn.au Website: www.air.asn.au		
<i>Council Member</i>	Chris Whennan Email: Chris.Whennan@health.wa.gov.au	<i>Council Member</i>	Email: vmbv@mail.be Mr Patrick Suvée Gerststraat 4, 8400 Roksem Email: Patrick.Suvee@hologic.be
Austria	Verband DRTA Österreich, Corvinusring 20 2700, Wiener Neustadt, Austria Tel: + 43 699 1749 8367 Fax: +43 2622 321 2685 Email: office.rtaustria@gmx.at Website: www.rtaustria.at		
<i>Council Member</i>	Ms Karin Haller Email: isrtrtaustria@gmx.at	Benin	Organisation Des professionnels En Imagerie Medicale Du Benin 02 BP 8125, Cotonou Tel: (229) 39 02 99 Mr Antoine Agbo 02 BP 8125, Cotonou Email: ag_antoine@yahoo.fr
Argentina	Argentine Society of Radiology Arenales 1985 PB Ciudad de Buenos Aires (C1124AAC) Argentina Dr Alfredo Buzzi	Bosnia & Herzegovina	The Association of Engineers of Medical Radiology in Federation of Bosnia and Herzegovina Udruzenje Inzinjera Medicinske Radiologije Federacije Bosne i Hercegovine
<i>Council Member</i>		Botswana	Radiological Society of Botswana PO Box 80789, Gaborone, Botswana Tel: (267) 585475 Fax: (267) 585475 Email Soc: xtina@mega.bw Mrs Avis N. C. Bareki, address as Society Email: avis@it.bw
Bangladesh	Bangladesh Association of Radiology & Imaging Technologists (BARIT) President: Md. Jahangir Alam Salim Department of Radiology & Imaging National Institute of Mental Health & Hospital Shera Banglanagar, Dhaka Mobile: +8801716806062 Email: President@barit.org	Burkina Faso	Association Burkinabe du Personnel Paramedical d'Electro-Radiologie S/C CHNYO (Service de Radiologie) 03 BP 7022 Ouagadougou 03 Tel: 226 33 37 14 & 31 59 90/91 Poste 506 & 590 Email: abpper@bf.refer.org
<i>Council Member</i>	Mr Mofazzal Hossain Department of Radiology, ICDDR, Dhaka-1212 Mobile: +880 01710960825 Email: baritbd2006@yahoo.com Website: www.barit.org	<i>Council Member</i>	Mr Landry Power Kabore address as Society Email: kaboreissaka@yahoo.fr
Barbados	Barbados Association of Radiographers c/o X-ray Dept, Queen Elizabeth Hospital Martinsdale Road, St. Michael, Barbados Tel: 246 426-5378 Fax: 246 429-5374 Email: info@imagingandtherapy.bb Web Site: www.imagingandtherapy.bb		
<i>Council Member</i>	Derlwyn Wilkinson Email: bar@imagingandtherapy.bb	<i>Council Member</i>	Mrs Gale Tientcheu Email: galletien@yahoo.fr
Belgium	Medical Radiological Technicians of Belgium, Avenue des Paquerettes, 23 B - 1410, Waterloo, Belgium Tel: 32 64 55 71 99 Fax: 32 64 55 71 99 Email: mrtb@skynet.be	Canada	Canadian Association of Medical Radiation Technologists, 10th Floor, 85, rue Albert Street Ottawa, ON K1P 6A4 Tel: 613 234-0012 Fax: 613 234-1097 Email: fcouillard@camrt.ca Website: www.camrt.ca
<i>Council Member</i>	Mr Eric Bertrand, Rue Provinciale 81, B-4042 Liers Email: Eric.bertrand@hologic.be	<i>Council Member</i>	position vacant
Belgium	Vereniging Medisch Beeldvormers VMBV/Philippw Van Laer, Beukendref 96, 9080 Lochristi, Belgium	Croatia	Croatian Association of Engineers of Medical Radiology, Mlinarska 38, 10000 Zagreb Tel: 00 385 1 4669771

<i>Council Member</i>	Fax: 00385 1 4669772 Email Soc: hdimr@zg.hinet.hr Website: www.hdimr.hr Mr Nenad Vodopija Vlasicka 15, 10000 Zagreb Email: Nenad.vodopija@vmskola.hr nenad@hdimr.hr	Addis Ababa, Ethiopia Tel: + 251 09 239768 Email: napi_bog@yahoo.com
Cyprus	Cyprus Society of Registered Radiologic Technologists & Radiation Therapy Technologists 215 Old Road Nicosia-Limassol 2029, Strovolo, Nicosia, Cyprus Tel: 357 99 646410 / 357 22 604105 www.aktinografia.com.cy / www.psetaa.com Email: psetaa.cy@hotmail.com / psetaa.cy@gmail.com	<i>Council Member</i>
<i>Council Member</i>	Mr Thasos Athanasiou, address as Society Email: kalaidjis@logos.cy.net	Fiji Fiji Society of Radiographers P.O. Box 4307, Samabula, Suva, Fiji Islands Tel: 679 3215548 Email: jsalabuco@govnet.gov.fj Mr Jone Salabuco address as Society Email: jsalabuco@govnet.gov.fj
Czech Republic	Czech Radiographers Society Sekretariat SRLA CR, Na Zlate Stoce 14 370 05 Ceske Budejovice, Czech Republic Email: info@srla.cz Website: www.srla.cz	<i>Council Member</i>
<i>Council Member</i>	Mr Cestmir David address as society Email: cestmir.david@medicon.cz	Finland The Society of Radiographers in Finland PO Box 140, 00060 Tehy, Finland Tel: 358 9 54227 521 Fax: 358 9 61500 267 Email: Toimisto@suomenrontgenhoitajaliitto.fi Website: www.suomenrontgenhoitajaliitto.fi Hanna Jantunen, Email: hanna.jantunen@suomenrontgenhoitajaliitto.fi
Denmark	Foreningen af Radiografer i Danmark H. C. Orstedes Vej 70, 2. tv. DK 1879 Frederiksberg C Tel: 45 3537 4339 Fax: 45 3537 4342 Email: frd@radiograf.dk Website: www.radiograf.dk	<i>Council Member</i>
<i>Council Member</i>	Ms Charlotte Graungaard Bech, Dragebakken 289, 5250 Odense SV Email: charlotte@radiograf.dk	France Association Francaise du Personnel Paramedic d'Electroradiologie 47 Avenue de Verdier, 92120 Montrouge Tel: 33-1-49-121320 Fax 33-1-49-121325 Email: webmaster@afppe.com Website: www.afppe.com Agnès Antoine Cadre Supérieur du Pôle MTTC Hôpital de Lagny Lagny-Marne la Vallée Paris France 01 64 30 74 85 Email: aantoin@ch-lagny77.fr
El Salvador	Asociación Salvadoreña de Técnicos en Radiología e Imágenes Diagnósticas 6a calle poniente y 6a ave. sur reparto 6a calle, 3-8 bis #4, Santa Tecla Email: oc.astrid_es_rad@yahoo.com.mx	<i>Council Member</i>
<i>Council Member</i>	Mrs Elizabeth Ventura, address as Society Email: oc.astrid_es_rad@yahoo.com.mx	Gabon Association du Personnel Paramedical d'Electroradiologie du Gabonais BP 13326 Libreville Mr Apollinaire Mberagana, address as Society Email: samuelrokossa@yahoo.fr
Estonia	Estonian Society of Radiographers Sillutise 6, Parnu 80010 Tel: 372 44 7312 Fax: 372 44 73 102 Website: www.eroy.ee	<i>Council Member</i>
<i>Council Member</i>	Ms Piret Vahtramae Sillutise 6, Parnu 80010, Estonia Email: piretva@ph.ee	The Gambia The Gambia Association of Radiographers and Radiographic Technicians c/o X-Ray Department, Royal Victoria Hospital Banjul, The Gambia Mr Abdou Colley, address as Society
Ethiopia	Ethiopian Radiographers Association PO Box 21850, Addis Ababa Tel: 15-50-76 Mr Napoleon Bogale PO Box 56324,	Germany Dachverband für Technologen/-innen und Analytiker/-innen in der Medizin Deutschland e.V. Spaldingstrasse 110 B, D-20097 Hamburg, Tel: 0049 40 2351170 Fax: 0049 40 233373 Email: info@dvta.de Website: www.dvta.de Susanne Huber Email: susanne.huber@dvta.de
<i>Council Member</i>		Ghana Ghana Society of Radiographers PO Box a602, Korle-Bu Teaching Hospital, Accra Tel: 685488

Council Member Email: gsradiographers@yahoo.co.uk
Mr Steven Boateng, address as society
Email: stboateng2000@yahoo.com

Greece The Panhellenic Society of Radiotechnologists,
85-87 Aristomenous Str,
2nd Floor
Athens 104 46
Tel/Fax: 30 2 105 228081;
Email: eagadakos@gmail.com
Website: www.aktinotecnologia.gr
Council Member: Euthimios Agadakos
Miriofitoy 59
Egaleo 12242, Athens, Greece
Mob: 30 6 97657467
Ph (BH): 30 2 107456482
Ph (AH): 30 2 105989797
email mailto:eagadakos@gmail.com

Guyana Guyana Association of Medical Imaging
Practitioners
The Senior Radiographer's Office
Georgetown Public Hospital Corporation
New Market Street, N/C Burge
Georgetown, Guyana

Hong Kong Hong Kong Radiological Technicians
Association, PO Box 73549
Kowloon Central Post Office
Kowloon, Hong Kong
Tel: 852 3517 5451
Fax: 852 3517 5199
Email: hkrtal965@yahoo.com
Website: www.hkrtal.50g.com
Mr Apollo Wong,
The Department of Radiology,
Kwong Wah Hospital,
25 Waterloo Road, Kowloon

Hong Kong Email: wongpl@ha.org.hk
Hong Kong Radiographers Association
Dept. of Radiology, Tuen Mun Hospital,
Tuen Mun, NT
Tel: 852 22911161
Fax: 852 25747557
Email: info@hkra.org.hk
Website: hkra.org.hk
Council Member Mr Edward Chan
Email: chairman@hkra.org.hk

Hungary Society of Hungarian Radiographers
National Health Institute
Department of Radiology
1135 Budapest, Szabolcs u. 33 - 35.
Tel: 06 1 350 4764
Fax: 06 1 350 4765
Email: hungarian_radiographers@yahoo.com
Website: www.mrae.hu
Council Member Ms Katalin Lukovich
Email: klukovich@ogyik.hu

Iceland Icelandic Society of Radiographers
Felag Geislafrædinga, Borgartuni 6,
105, Reykjavik, Iceland
Tel: 354 588 9770; Fax: 354 558 9239

Email: geislar@sigl.is
Website: www.sigl.is
Council Member Mrs Katrin Sigurdardottir, address as Society
Email: katrinsig@hive.is

India Indian Association of Radiological Technologists,
Department of Radiodiagnosis & Imaging
PGIMER, Chandigarh 160012, India
Tel: 91 172 27476389
Fax: 91 172 2745768
Email: iartindia@yahoo.co.in
Website: www.iart.org.in
Council Member Dr S.C. Bansal
No. 388, Sector 38A,
Chandigarh 160014, India
Email: scbansal38@gmail.com

Indonesia Radiografer Indonesia (PARI)
Indonesian Society of Radiographers
Daerah Jawa Tengah
Akta Notaris No. 36 Tanggal 19 Maret 2008
Tel: +62 24 7471258
Email: pari-jateng@hotmail.com
Website: http://pari-jateng.com

Ireland Irish Institute of Radiography and Radiation
Therapy (IIRRT)
28 Millbrook Court,
Kilmainham, Dublin 8
Tel (m): +353 87 1313795
Fax: +353 1 6790433
Email: info@iirrt.ie
Website: www.iirrt.ie
Council Member Shane Foley
Email: shane.foley@ucd.ie

Italy AITRI – Associazione Italiana Tecnici di
Radiologia Interventistica
via della Commenda 28,
20122 Milano, Italia
Tel: +39 340 2773464
Email: info@aitri.it
Certificated mail: aistri@pec.it
Website: www.aitri.it
Council Member Diego Catania, Presidente AITRI
Email: cataniadiago@hotmail.com

Ivory Coast Association Nationale des Techniciens
d'Imagerie Médicale de Côte d'Ivoire
21 BP 854 Abidjan 21
Email: antim_civ@yahoo.fr
Council Member Position vacant

Jamaica Society of Radiographers (Jamaica)
PO Box 38, Kingston 6
Tel: 809 977 2388
Fax: 809 977 2388
Email: societyofradiographers@yahoo
Council Member Ms Carlene Rankine

Japan Japan Association of Radiological Technologists
31st Floor, World Trade Center Bldg.
2-4-1 Hamamatsu-cho Minato-ku,
Tokyo 105-6131

<i>Council Member</i>	Tel: 3-5405-3612 Fax: 3-5405-3613 Email: kimura@jart.or.jp Website: www.jart.jp Dr Yasuo Nakazawa, address as Society Email: y_nakazawa@jart.or.jp	Malaysia Malaysian Society of Radiographers c/o Department of Diagnostic Imaging Hospital Kuala Lumpur, 50586 Kuala Lumpur Tel: 03-2906674 Fax: 03-2989845 Email: ms_radiographer@yahoo.com www.groups.yahoo.com/group/ms_radiographers Ms Chan Lai Kuan address as society Email: clkmsr2011@yahoo.com
Kenya	Kenya Association of Radiographers Golf Course Commercial Centre Off Mbagath Way, Kenyatta Market Nairobi. 1st Floor Room 1.14 Tel: +254 272 0607, +254 272 0607 M: +254 724 319582 / +254 726 160562 Email: kenyaradiographers@yahoo.com	<i>Council Member</i>
<i>Council Member</i>	Mr Charles Omondi PO Box 90231 Mombasa Kenya Tel: +254 725848273/254 314201 Ext. 3219 Email: comok2004@yahoo.com	
Korea	Korean Radiological Technologist Association, 250 Yang Jae-Dong, Seocho-Ku, Seoul 137-130 Tel: 82 02 576 6524/5; Fax: 82 02 576 6526 Email: krta@krta.or.kr Website: www.krta.or.kr	<i>Council Members</i>
<i>Council Member</i>	Mr Ho NamKoong address as Society	
Latvia	Latvian Society of Radiographers Institute of Radiology 13 Pilsonu Street, Riga, LV 1002 Latvia Tel: 371 714 4635 Fax: 371 714 4635 Email: nms@parks.lv	<i>Council Member</i>
<i>Council Member</i>	Ms Elita Rutka, address as society Email: elitaru@hotmail.com	
Lebanon	Lebanon Society of Radiographers The American University of Beirut-Medical Centre, School of Radiography PO Box 11-0236, Beirut 1107-2020 Tel: 01961 1 35000 ext: 5070 Email: moufidaassi@hotmail.com	<i>Council Member</i>
<i>Council Member</i>	Mr Moufid Abou Assi Email: moufidaassi@hotmail.com	
Macau	Macau Radiology Association PO Box No. 9013, Macau Email: mra@macau.ctm.net www.home.macau.ctm.net/~mra	<i>Council Member</i>
<i>Council Member</i>	Ms Cora Ng Email: coranks@gmail.com	
Macedonia	Macedonian Society of Radiological Technologists c/o Miroslav Kostadinov, Institut za Radiolgija Klinicki Centar Vodnjanska 17, 1000 Skopje, Macedonia Tel: 389 2 115069; Fax: 389 2 1 66974 Email: rentgen@vnet.com.mk Email: mariokostadinov@yahoo.co.uk	<i>Council Member</i>
<i>Council Member</i>	Mr Zdravko Damjanovski, 32 Victor Villas, Great Cambridge Road London N9 9VP, United Kingdom Email: zak@zdravko.freemove.co.uk	
		Malta Society of Medical Radiographers 127, The Professional Centre, Sliema Road, Gzira, GZR 1633, Malta M: 00356 79326219 Email: srm.malta@gmail.com www.radiographersmalta.com Ms Ivana Pace and Ms Daniella Zammit Email: srm.malta@gmail.com
		Mauritius Mauritius Association of Radiographers 131c Murray Avenue, Quatre-Bornes Tel: 464-2790 Email: rboolkah@intnet.mu Mr Dooshiant Jhboolall 41 Rue des Fauvelles, 92400 Courberiole, France
		Mexico Federacion Mexicana de profesionales Tecnicos en Radiologia e Imagen, Asociaion Civil, Juan Badiano No. 21, Colonia Seccion XVI, Delegacion Tlapan, C.P. 14080 Tel: 52 55 73 29 11, Ext.1236 Fax: 52 55 73 09 94 Email: fmptrimex@yahoo.com.mx Website: www.fmptri.org.mx Mr Bernardo Santin Meza address as society
		Nepal Nepal Radiological Society PO Box 5634, Maharajgunj Kathmandu, Nepal Email: Soc: radiologynepal@hotmail.com General Secretary: Neyaj Ahmed Ganesh Bahadur Pokhare Email: g_pokharel@hotmail.com
		The Netherlands Nederlandse Vereniging Medische Beeldvorming en Radiotherapie, Catharijnesingel 73, 3511 GM Utrecht Tel: 31-302318842 Fax: 31-302321362 Email: info@nvmb.nl Website: www.nvmb.nl Ms Sija Geers, address as Society Email: s.geers@nvmb.nl
		New Zealand New Zealand Institute of Medical Radiation Technology PO Box 16, Oakura, New Plymouth 4345 New Zealand

	<p>Tel: 0646 752 7040 Fax: 0646 752 7040 Email: nzimrt@nzimrt.co.nz Website: www.nzimrt.co.nz</p>		<p>service@twsrc.org.tw Website: www.twsrc.org.tw Stenver Lin Email: jslin@ctust.edu.tw</p>
<i>Council Member</i>	<p>Ms Kathy Colgan Email: kathy.colgan@lakesdhh.govt.nz Website: www.nzimrt.co.nz</p>		
Nigeria	<p>The Association of Radiographers of Nigeria, 2-4 Taylor Drive, Medical Compound, P.M.B. 1068, Yaba, Lagos Tel: Sec: Elizabeth Balogun 01 017430682, 08023226160 Email: info@the-arn.com Website: www.the-arn.com</p>		
<i>Council Member</i>	<p>Dr Mark Chukudi Okeji Tel: +2348039472126, +2348084923707 Email: markokeji@yahoo.com</p>		
Norway	<p>The Norwegian Society of Radiographers Raadhugst 4, oppg.A, 0151 Oslo, Norway Tel: 47 23 10 04 70 Email: nrf@radiograf.no Website: www.radiograf.no</p>		
<i>Council Member</i>	<p>Anna Pettersen, address as society Email: annapett@radiograf.no</p>		
Peru	<p>Asociación Peruana de Técnicos Radiólogos Av. Grau 383 Dpto., 603 Lima 1, Lima Tel: 427-0578</p>		
<i>Council Member</i>	<p>Mr Magno F. Arias Jiménez Mz E-1 Lt.3 Ciudad del Pescador - Bellavista, Callao 2</p>		
The Philippines	<p>Rm 5&6 Medical Arts Bldg. Martínez Memorial Hospital, 198 A.Mabini St., Caloocan City Tel: (02) 285 13 93 Email: part_inc@yahoo.com Website: www.part_inc.info/</p>		
<i>Council Member</i>	<p>Mr Rolando Banares, Chief Radiologic Technologist Martínez Memorial Medical Centre 198A Mabini St, Caloocan City, The Philippines Email: part_inc@yahoo.com</p>		
Portugal	<p>Associação Portuguesa dos Tecnicos de Radiologia Radioterapia e Medicina Nuclear, Av Miguel Bombarda, n.º36 - 9ºH, 1050 - 165, Lisboa Tel: 351 217 959 539 Fax: 351 217 959 592 Email: geral@atarp.pt Website: www.atarp.pt</p>		
<i>Council Member:</i>	<p>Dr Graciano Paulo Email: graciano@estescoimbra.pt</p>		
Republic of China	<p>Taiwan Society of Radiological Technologists (TWSRT) Department of Radiology, 6F-1, No 35, Sec 2, Chongcing N. Rd, Datong District, Taipei 103, Taiwan Tel: 886 2 2550 5181 - 2 Fax: 886 2 2550 8402 Email: artroc@mail2000.com.tw</p>		
		<i>Council Member:</i>	
		Republique Democratique Du Congo	<p>Conseil national Des Techniciens Radiologues Republic Democratique Du Congo B.P. 12.956, Kinshasa 1 Mr Franck Bisumbula address as Society Email: franckbisumbula@yahoo.fr</p>
		<i>Council Member</i>	
		Republic of Singapore	<p>Singapore Society of Radiographers Ang Mo Kio Central Post Office P.O. Box 765, Singapore 915609 Email: ssrexco@mail.com Website: www.ssr.org.sg</p>
		<i>Council Member</i>	<p>position vacant</p>
		Senegal	<p>Association des Manipulateurs et Techniciens d'Imagerie du Senegal, BP 3270 Dakar</p>
		<i>Council Member</i>	<p>Mr Amadou Tidjani Ball Email: amadoutidiane143@hotmail.com</p>
		Serbia	<p>The Society of Radiological Technicians and Nuclear Medicine Technicians of Serbia Pasterova 14 Street, Institute of Radiology and Oncology of Serbia, 11000 Belgrade Serbia Tel: 38 135 472347 Email: caca2@scnet.yu Website: www.radtech.org.yu</p>
		<i>Council Member:</i>	<p>Ms Slavica Pavlovic Email: cacapavlovic@yahoo.com</p>
		Seychelles	<p>Seychelles Radiological Association c/o Radiology Section, Ministry of Health, P.O. Box 52, Victoria, Mahee</p>
		<i>Council Member</i>	<p>Mrs Sabina Panovska Email: sabinapanovska@yahoo.com</p>
		Slovenia	<p>Slovenian Society of Radiological Engineers Društvo Radiloskih Inženirjev Slovenije Zaloska cesta 7, S1-1000 Ljubljana Tel: 386 1 5431536; Fax: 386 1 5431 321 Email: ohanuna@onko-i.si Website: www.dri-drustvo.si</p>
		<i>Council Member</i>	<p>Mr Dean Pekarovik Institute of Radiology, Clinical Center Zaloska cesta 7, S1-1000 Ljubljana Email: dean.pekarovik@kclj.si</p>
		South Africa	<p>Society of Radiographers of South Africa Physical Address: Unit B44 Pinelands Business Park, New Mill Road Pinelands, South africa 7405 PO Box 505 Howard Place, South Africa 7450 Tel: +27 21 531 1231 Fax: +27 21 531 1233 Email: sorsa.admin@iafrica.com</p>

<i>Council Member</i>	Website: www.sorsa.org.za Hesta Friedrich-Nel Email: hfried@cut.ac.za	Trinidad and Tobago	Society of Radiographers-Trinidad & Tobago, General Hospital, Radiology Department, Port of Spain Tel: 868-672-5136 Fax: 868-658-0225 Email: soradtt@yahoo.com Mr Aleth Bruce Email: abruce66@yahoo.ca
Spain	Asociacion Española de Tecnicos en Radiologia, C/ Reyes Magos 18, Bajos Dcha, 28009 Madrid Tel: 00 34 91-552 99 00 - 3105 Fax: 00 34 91-433 55 04 Email: aetr.nacional@infonegocio.com Website: www.aetr.org	<i>Council Member</i>	
<i>Council Member:</i>	Ms Marta Soto Garcia, address as Society Email: martasoto@inicia.es	Turkey	Turkish Society of Medical Radiological Technologists, Ege University Hospital Department of Radiology, Bornova-Izmir, Turkey Tel: 90 (232) 343 43 43/3275 or 3250-144 Fax: 90 (232) 445 23 94 Website: www.tmrtdr.org.tr Email: tmrtdr@hotmail.com Mr Vural Diler Email: vuraldiler@tmst.com.tr
Sri Lanka	The Society of Radiological Technologists – Sri Lanka 16A Kurunduwatte, Mahabage, Ragama, Sri Lanka Website: srtsl.weebly.com Tel: +94 112957126	<i>Council Member:</i>	
<i>Council Member</i>	Mr VG Wimalasena School of Radiography, National Hospital of Sri Lanka, Colombo 10, Sri Lanka Email: vgwimalasena@gmail.com	Uganda	Uganda Radiographers Association School of Radiography, Mulago Hospital P.O. Box 7051, Kampala Tel: 256 041 530137 Kalende Rogers, address as Society
Sweden	Swedish Society of Radiographers, International Secretariat Email: international@swedrad.com Website: www.swedrad.se	<i>Council Member</i>	
<i>Council Member</i>	Bodil Andersson Email: Bodil.Andersson@swedrad.se	Ukraine	Ukrainian Society of Radiographers and Radiological Technologists, Lamouosov Str. 33/43, Kiev 03022 Tel: 38044 213 0763/483-61-26 Fax: 380 44 258 9726 Email: babiy@aruk.kiev.ua Dyemin Valentin Email: uarctmri@ukr.net
Tanzania	Tanzania Association of Radiographers (TARA) School of Radiography, Muhimbili National Hospital, PO Box 65005, Dar es Salaam, Tanzania Tel: 255-714-273 111	<i>Council Member</i>	
<i>Council Member</i>	Mr Stephen Samson Mkoloma Ocean Road Cancer Institute (ORCI) PO Box 3592 Dar es Salaam, Tanzania Email: stephenmkoloma@hotmail.com	United Kingdom	Society and College of Radiographers 207 Providence Square Mill Street, London SE1 2EW Tel: 44-207 740 7200 Fax: 44-207 740 7204 Email: info@sor.org Website: www.sor.org Pam Black Email: PamB@sor.org
Thailand	Society of Radiological Technologists of Thailand, Dept. of Radiological Technology Faculty of Medical Technology Siriraj Hospital, Bangkok 10700 Tel: 622 419 7173 Website: www.tsrt.or.th	<i>Council Member</i>	
<i>Council Member</i>	Mr Sala Ubolchai Email: sala1950@hotmail.com	USA	American Society of Radiologic Technologists 15000 Central Avenue SE, Albuquerque, New Mexico 87123-3917 Tel: 505-298-4500; Fax: 505-298-5063 Website: www.asrt.org Donna Thaler Long Email: dlong2@iuhealth.org
Togo	Association Togolaise Des Techniciens De Radiologie et D'Imagerie Medicale S/CM AMIDOU Houdou, BP 30284, Lome Tel: (228) 25 25 91 Fax: (228) 25 25 91 Email: arrtim@yahoo.fr	<i>Council Member</i>	
<i>Council Member</i>	Amidou Houdou TSRIM, Chu-Campus Service de Radiologie (Pavillon Scanner), BP 30284, Lome Email: houdou.amidou@syfed.tg.refr.org	Vietnam	Faculty of Nursing and Medical Technology Department of Medical Imaging Technology 201 Nguyen Chi Thanh, Ward 8, District 5, HoChiMinh City, Vietnam Tel: +84 98 337 1798 Email: hoikythuathinhhanhyhoc@gmail.com or ngocloanyd@yahoo.com.vn Ms Loan – International Affairs Website: in the building process

memberships

> Membership

Full membership of societies is open to national societies of radiographers or radiological technologists with similar objectives to the ISRRT. These are: "to advance the science and practice of radiography and allied sciences by the promotion of improved standards of education and research in the technical aspects of radiation medicine and protection".

> Corporate Membership

Corporate membership is open to all organisations wishing to support the work of the ISRRT and who would otherwise not be eligible for full membership. This includes commercial companies, regional or local professional organisations, governments, hospitals, universities and colleges. Corporate members receive certain benefits including preferred space at ISRRT organised technical exhibitions, priority opportunity to participate in ISRRT sponsored educational activities, preferential advertising opportunities in ISRRT publications and official recognition in the ISRRT Newsletter. In addition, hospitals, universities and professional associations can apply to host ISRRT organised seminars and workshops.

Details of Corporate membership are available from the Secretary General. We express our appreciation for the continued support of our Corporate members and invite other industry and professional leaders to offer their support to the advancement of international radiation medicine. Current Corporate members are:

- ELEKTA
- GE Healthcare Medical Diagnostics
- Philips Healthcare
- Bracco Suisse SA
- Wardray Premise Limited
- Durban College of Technology

> Associate Membership

Associate membership provides the opportunity for individual radiographers to learn more of the activities of the ISRRT. They do this by receiving a copy of the Newsletter that contains reports on all ISRRT activities and upcoming events. Associate members also receive advance notice of Conferences and Congresses and receive a small rebate on registration fees at these ISRRT meetings. In addition many of our member societies allow ISRRT Associate Members to register for their national conferences at the same preferred members rate if they reside outside the country of the Conference. ❖

Application for Associate Membership

Please complete in block letters and return to:

Secretary General, 143 Bryn Pinwydden, Pentwyn, Cardiff, Wales CF23 7DG, United Kingdom

Title (please tick) ☐ Mr ☐ Mrs ☐ Ms ☐ Miss ☐ Dr ☐ Other

Family Name(s):

Given Name(s)

Address:

I wish to support the work and objectives of the ISRRT and
hereby apply for Associate Membership

I enclose payment of

Euro	Pounds Sterling	US Dollars	Canadian Dollars
<input type="checkbox"/> 1 year 10 Euro	<input type="checkbox"/> 1 year £ 6.00	<input type="checkbox"/> 1 year \$10.00 US	<input type="checkbox"/> 1 year \$13.00 Cdn
<input type="checkbox"/> 3 years 28 Euro	<input type="checkbox"/> 3 years £16.00	<input type="checkbox"/> 3 years \$28.00 US	<input type="checkbox"/> 3 years \$36.00 Cdn

Signature

Date

My specialty is (please tick one or more):

☐ Imaging ☐ Therapy ☐ Nuclear Medicine ☐ Education ☐ Management

I am a member of my national society which is:

Please make payment by cheque, bank draft or money order, payable to "ISRRT".

I would like to support:

☐ ISRRT Development Fund
and include a donation in
the amount of:

☐ World Radiography
Educational Trust Fund
and include a donation
in the amount of:

Name:

Address:

Signature:

Date:

Donations to Secretary General ISRRT,
Mr Alexander Yule
143 Bryn Pinwydden
Pentwyn, Cardiff Wales CF23 7DG
United Kingdom

Diary Dates

September 14-16, 2014

38th ASRT Radiation Therapy Conference
Hilton Union Square, San Francisco, CA
For more information, visit www.asrt.org/rtc

September 25-27

ESHNR 2014 - 27th Congress and refresher course
Marseille, France
Venue: Palais du Pharo
www.eshnr.eu

October 17-19

ISHRAD Symposium
Verona, Italy

October 22-23

BIR Annual Congress
Euston Square, London
View the programme: <https://membersarea.bir.org.uk/multievents/displayEvent.asp?Type=Full&Code=5212>

November 6-8

Congres d'Afrique Francophone d'Imagerie Medicale et Radiotherapie
Institut National de la Sante Publique, Cote d'Ivoire

November 30 - December 5

RSNA 2014
100th Scientific Assembly and Annual Meeting
www.isrrt.org/isrrt/Associated_Sciences_2014_at_RSNA.asp

**SOUS LE HAUT PATRONAGE DE MADAME LA MINISTRE
DE LA SANTE ET DE LA LUTTE CONTRE LE SIDA**

8^{ème}

**CONGRÈS D'AFRIQUE FRANCOPHONE
D'IMAGERIE MÉDICALE ET RADIOTHERAPIE**

THEME :
IMAGERIE DE LA MERE ET DE L'ENFANT

**LIEU: INSTITUT NATIONAL DE LA SANTE PUBLIQUE
ABIDJAN-CÔTE D'IVOIRE**

**6-7-8
Novembre
2014**

Cel: +225 07052526 Tel: +225 21242900 Email: antimci2013@gmail.com Siteweb: www.antimci.org

Dear Colleagues,

As President of the International Society of Radiographers and Radiological Technologists (ISRTT), I bring you greetings on behalf of the Board of Management of the ISRTT. The Convening Committee for this wonderful workshop has planned an outstanding program for you in Abidjan, Cote d'Ivoire.

The main theme for the workshop is "Mother and Child." I encourage you to take the opportunity to participate in all aspects of this Conference including the technical program and the wide variety of wonderful attractions that will be available to you in Abidjan.

It is anticipated that colleagues from near and far will be represented at the Conference.

This will provide the participants with learning and networking experiences that you will not soon forget.

My very best wishes for a truly rewarding and memorable experience.

Kind Regards,
Dr Michael D. Ward, RTR, FASRT
President ISRTT



OFFERING HOME STUDY COURSES SINCE 1985
IN
ECHOCARDIOGRAPHY
VASCULAR TECHNOLOGY
DIAGNOSTIC MEDICAL ULTRASOUND

STUDENTS FROM MANY COUNTRIES
HAVE GRADUATED FROM OUR HOME STUDY COURSES

THE COURSES PROVIDE ALL THE THEORY NEEDED TO
PERFORM ULTRASOUND IN THE FOLLOWING AREAS:

PELVIS
BREAST
ABDOMEN
OBSTETRICS
GYNECOLOGY
NEUROSONOLOGY
MUSCULOSKELETAL
ECHOCARDIOGRAPHY
VASCULAR TECHNOLOGY

MOST COURSES ARE WORTH 30 CME CREDITS

www.burwin.com



PHONE: 204-254-1439 (Central Time) or 902-634-3238 (Atlantic Time)
FAX: 204-254-7473



www.isrrt.org