

"SELAMAT DATANG" WELCOME TO MALAYSIA

PRESENTATION ON :

" 17TH. AACRT & 24TH MSRC "

by

MR. MOHD ZIN YUSOF

PRESIDENT

MALAYSIAN SOCIETY OF RADIOGRAPHERS

16TH. ISRRT WORLD CONGRESS, ICC DURBAN, SOUTH AFRICA



THANK YOU

ISRRT

&

LOCAL ORGANISING COMMITTEE



WHAT ?

17th Asia-Australasia Conference of Radiographers and Radiological Technologists (AACRT)
&
24th Malaysia-Singapore Radiographers Conference (MSRC)



WHAT ?

17th Asia-Australasia Conference of Radiographers and Radiological Technologists (AACRT)
&
24th Malaysia-Singapore Radiographers Conference (MSRC)

- Scientific Session
- Poster Presentation
- Trade Exhibition
- Hospital Visits
- Social Gathering



WHEN ?

17th Asia-Australasia Conference of Radiographers and Radiological Technologists (AACRT)
&
24th Malaysia-Singapore Radiographers Conference (MSRC)

13th – 16th August, 2009



WHERE ?


17th Asia-Australasia Conference of Radiographers and Radiological Technologists (AACRT)

&

24th Malaysia-Singapore Radiographers Conference (MSRC)

Kuala Lumpur – Malaysia

One of the hotels in Golden Triangle



HOW ?

17th Asia-Australasia Conference of Radiographers and Radiological Technologists

&

24th Malaysia-Singapore Radiographers Conference

Registration fee **US\$250.00 only**

WHY ?

17th Asia-Australasia Conference of Radiographers and Radiological Technologists (AACRT)

1987

1996

2009

MALAYSIA

MALAYSIA TODAY

Today, Malaysia is one of the developing countries with a robust economy and with a GDP growth rate of 6%.

The Federation of Malaysia comprises Peninsula Malaysia and the states of Sabah and Sarawak on the island of Borneo.

Area
329,758 sq km

Population
25.5 million

Economic Profile
Manufacturing constitutes the largest single component of Malaysia's economy. Tourism and primary commodities such as petroleum, palm oil, natural rubber and timber are other major contributors to the economy.

People
Malays who make up about 57% of the population are the predominant group with Chinese, Indians and other ethnic groups making up the rest. Language Bahasa Melayu (Malay) is the national language but English is widely spoken. The ethnic groups also speak various languages and dialects.



THE PEOPLE OF MALAYSIA



THREE MAJOR CIVILISATIONS OF ASIA



Indians



Malays

To know Malaysia is to love Malaysia, a bubbling and bustling melting pot of races and religions live in peace and harmony.

Multiculturalism has not only made Malaysia a gastronomic paradise, it has also made Malaysia home to hundreds of colourful festivals. It's no wonder that we love celebrating and socialising. As a people, Malaysians are very laid back, warm and friendly.

Chinese



BRIEF HISTORY OF MALAYSIA



PRE MELAKA HISTORICAL RECORDS REVEALED THAT THE SRI VIJAYAN EMPIRE RULED OVER SOUTH EAST ASIA

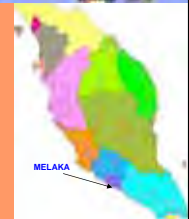


GREAT TRAVELLERS, SUCH AS MARCO POLO AND TOM PIRES WROTE IN THEIR BOOKS....

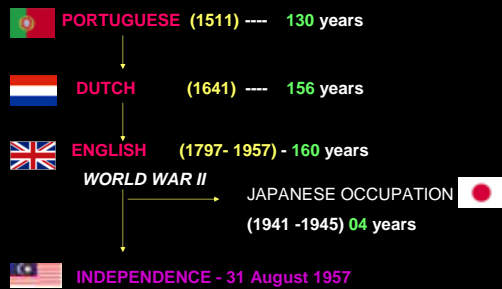
MARCO POLO REFERRED TO MELAKA AS THE "VENICE OF THE EAST"

TOM PIRES WROTE.....

"WHOSOEVER HOLDS MELAKA...HOLDS VENICE BY THE THROAT"



FOUR CENTURIES OF COLONIALISM

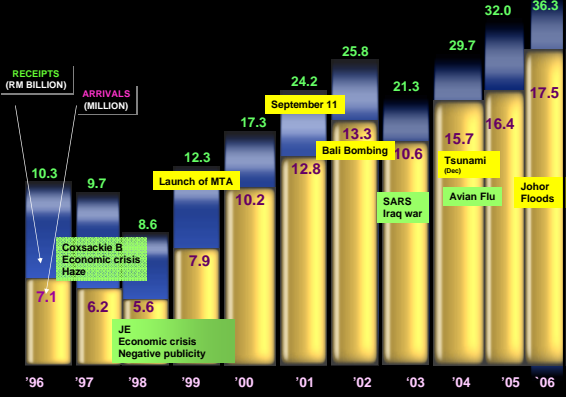


Malaysia is at the crossroads of Asia, and it presents to the visitors - "the best the region has to offer."



TOURISM INDUSTRY PERFORMANCE

TOURIST ARRIVALS AND RECEIPTS 1996-2006

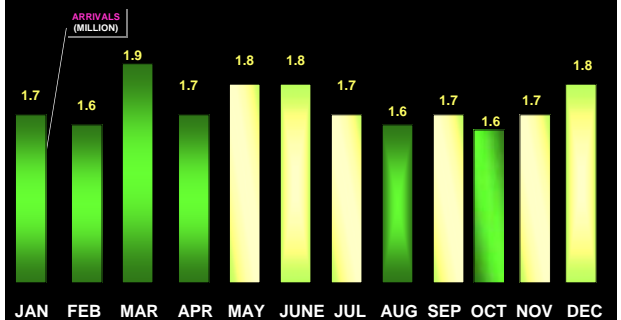


TOP 10 MARKETS FOR 2006

Countries	Arrivals	%
Singapore	9,656,251	+ 0.2
Thailand	1,891,921	- 0.5
Indonesia	1,217,024	+ 26.4
Brunei	784,446	+ 61.3
China	439,294	+ 24.8
Japan	354,213	+ 4.2
India	279,046	+ 23.6
Australia	277,125	+ 4.4
UK	252,035	+ 5.0
Philippines	211,123	+ 18.0

TOURIST ARRIVALS 2007

JAN-DEC: Malaysia recorded 20.9 million arrivals with 19.5% increase compared to the same period last year.



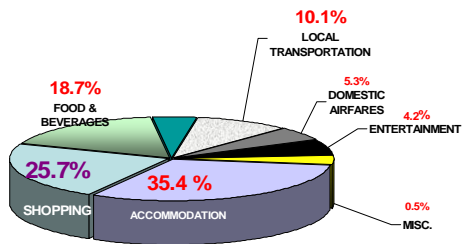
TOTAL VISITOR ARRIVALS AND RECEIPTS 2005/2006

		2005	2006	% GROWTH
ARRIVALS	TOURIST	16,431,055	17,546,863	+6.8
	EXCURSIONIST	7,778,077	7,796,350	+0.2
	VISITOR	24,209,132	25,343,213	+4.7
RECEIPTS	TOURIST	RM 31,954.1 MIL	RM 36,271.7 MIL	+13.5
	EXCURSIONIST	RM 1,138.3 MIL	RM 1,273.8 MIL	+11.9
	TOTAL	RM 33,092.4 MIL	RM 37,545.5 MIL	+13.4

TOP 10 PER CAPITA EXPENDITURE AND TOP 10 TOURIST RECEIPTS, 2006

Country	Per Capita (RM)	Country	Per Capita (RM)	Receipts (RM mil)
1 Saudi Arabia	7,915.6	1 Singapore	1,926.2	18,599.9
2 U.A.E	6,100.8	2 Indonesia	1,875.1	2,282.1
3 Australia	3,655.8	3 Thailand	1,125.7	2,129.8
4 U.K	3,517.4	4 Brunei	2,623.7	2,058.2
5 Netherlands	3,283.7	5 Australia	3,655.8	1,013.1
6 South Africa	3,257.1	6 China	2,399.8	1,054.2
7 Belgium	3,158.2	7 U.K	3,517.4	886.5
8 Hong Kong	2,986.4	8 Japan	2,116.2	749.6
9 Italy	2,864.8	9 India	2,597.1	724.7
10 New Zealand	2,824.7	10 S.Arabia	7,915.6	535.7


TOURIST EXPENDITURE 2006



NICHE MARKETS

NICHE MARKETING

- Eco tourism
- Agro tourism
- Edu tourism
- Sports tourism
- Medical & Health tourism
- Malaysia - My Second Home
- Marine Tourism
- Gourmet Tourism
- Culture & Lifestyle
- Filming



Malaysia Truly Asia

CONTACTS ?

zin@hkl.gov.my
ms_radiographer@yahoo.com



CONCLUSION

- As many participants as possible
- Excellent scientific papers
- Enjoy and benefit from the conference
- Enjoy your stay in Malaysia



Terima Kasih

THANK YOU

*"SELAMAT DATANG"
WELCOME TO
17th AACRT MALAYSIA 2009*

